| TABLE OF CONTENTS | |
|---|---|
| SHEET NO. | SHEET DESCRIPTION |
| 1 | NOTES, INSPECTION BALLOON NUMBER LOG, NOMINAL DIMENSION RANGE LIST, REV.COLUMN, HEADER ASSEMBLY LIST, ISOMETRIC VIEW |
| 2 | 34&38CKT POLARIZATION OPTION VIEW, HB/V0 HEADER DIFFERENCE VIEW |
| 3 | PIN INSERTION DIRECTION VIEW<br>PAP HOLE SHAPE VIEW |
| 4 | DETAIL DIMENSION VIEW |
| 5 | DETAIL DIMENSION VIEW |
| 6 | REFERENCE PCB LAYOUT |

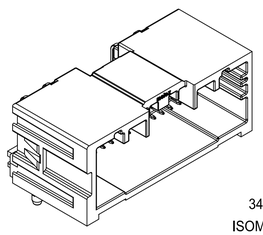

34CKT
ISOMETRIC VIEW
SCALE 2:1

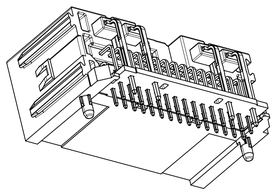

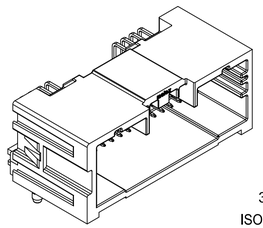

38CKT
ISOMETRIC VIEW
SCALE 2:1

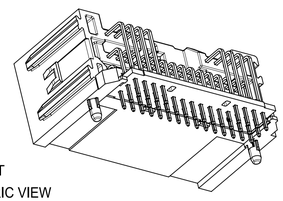

MINI50 34/38CKT RIGHT ANGLE HEADER ASSEMBLY LIST

| MATERIAL NUMBER | | | CKT SIZE | PIN INSERTION DIRCTION | PAP HOLE SHAPE | FLAMMABILITY UL94 | POLARIZATION | COLOR | STATUS |
|---|---|---|---|---|---|---|---|---|---|
| TRAY PACKAGING PK-31302-070 | TUBE PACKAGING PK-31301-688 | TAPE AND REEL PK-47799-0001 | | | | | | | |
| 34961-0340 | --- | --- | 34 | PCB TO MATING | ROUND | HB | A | BLACK | OBSOLETED |
| 34961-0380 | --- | 34961-8380 | 38 | PCB TO MATING | ROUND | HB | A | BLACK | OBSOLETED |
| 34961-0381 | --- | 34961-8381 | 38 | PCB TO MATING | ROUND | HB | B | GREY | OBSOLETED |
| 34961-0382 | --- | 34961-8382 | 38 | PCB TO MATING | ROUND | HB | C | DK GREY | OBSOLETED |
| 34961-0343 | 34961-7343 | 34961-8343 | 34 | MATING TO PCB | SQUARE | HB | A | BLACK | SALEABLE |
| 34961-0344 | 34961-7344 | 34961-8344 | 34 | MATING TO PCB | SQUARE | HB | B | GREY | SALEABLE |
| 34961-0345 | 34961-7345 | 34961-8345 | 34 | MATING TO PCB | SQUARE | HB | C | DK GREY | SALEABLE |
| 34961-0386 | 34961-7386 | 34961-8386 | 38 | MATING TO PCB | SQUARE | HB | UPDATED A | BLACK | SALEABLE |
| 34961-0387 | 34961-7387 | 34961-8387 | 38 | MATING TO PCB | SQUARE | HB | UPDATED B | GREY | SALEABLE |
| 34961-0388 | 34961-7388 | 34961-8388 | 38 | MATING TO PCB | SQUARE | HB | UPDATED C | DK GREY | SALEABLE |
| --- | 2133557340 | 2133558340 | 34 | PCB TO MATING | ROUND | V0 | A | BLACK | OBSOLETED |
| --- | 2133557341 | 2133558341 | 34 | PCB TO MATING | ROUND | V0 | B | GREY | OBSOLETED |
| 2133550342 | 2133557342 | 2133558342 | 34 | PCB TO MATING | ROUND | V0 | C | DK GREY | OBSOLETED |
| --- | 2133557380 | --- | 38 | PCB TO MATING | ROUND | V0 | UPDATED A | BLACK | OBSOLETED |
| 2133550381 | --- | --- | 38 | PCB TO MATING | ROUND | V0 | UPDATED B | GREY | OBSOLETED |
| 2133550343 | 2133557343 | 2133558343 | 34 | MATING TO PCB | SQUARE | V0 | A | BLACK | SALEABLE |
| 2133550344 | 2133557344 | 2133558344 | 34 | MATING TO PCB | SQUARE | V0 | B | GREY | SALEABLE |
| 2133550345 | 2133557345 | 2133558345 | 34 | MATING TO PCB | SQUARE | V0 | C | DK GREY | SALEABLE |
| 2133550383 | 2133557383 | 2133558383 | 38 | MATING TO PCB | SQUARE | V0 | UPDATED A | BLACK | SALEABLE |
| 2133550384 | 2133557384 | 2133558384 | 38 | MATING TO PCB | SQUARE | V0 | UPDATED B | GREY | SALEABLE |
| 2133550385 | 2133557385 | 2133558385 | 38 | MATING TO PCB | SQUARE | V0 | UPDATED C | DK GREY | SALEABLE |

NOTES: VALID UNLESS OTHERWISE SPECIFIED
1. GENERAL:

a. CONNECTOR HEADER MUST BE VALIDATED TO THE FOLLOWING FUNCTIONAL REQUIREMENTS:
HB VALIDATION SPECIFICATION: GMW3191 JUNE 2012
V0 VALIDATION SPECIFICATION: USCAR-2 REV6
SOLDERABILITY: SMES-152

b. APPLICATION SPECIFICATION: AS-34959-001
TEST SUMMARY:
HB: TS-34961-001
V0: 2133550000-TS
PRODUCT SPECIFICATION:
HB: PS-34959-001
V0: 2133550000-PS
COSMETIC SPECIFICATION: PS-45499-002 Class B
GEOMETRIC TOLERANCING: SEE DIN 16901 TABLE
MATES WITH: SD-34959-030
PACKAGING SPECIFICATION: SEE TABLE.

2. DESIGN: MATERIALS:

a. SHROUD (PLASTIC HOUSING):
HB RESIN - SPS
V0 RESIN - SPS

b. PIN ALIGNMENT PLATE:
HB RESIN - SPS
V0 RESIN - SPS

c. 0.50MM BLADES:
BASE MATERIAL: BRASS
PLATING TYPE: AS NOTED

d. 1.20MM BLADES:
BASE MATERIAL: BRASS
PLATING TYPE: AS NOTED

3. PLATING REQUIREMENTS:

a. UNDERPLATING - OVERALL NICKEL

b. OVERPLATING - OVERALL REFLOWED TIN

4. CROSS-HATCHED AREAS MAKE CONTACT WITH PCB

| REV | REV DESCRIPTION | ECN SAP NO. |
|---|---|---|
| K3 | SHEET 5: REMOVED DIM 34A & 34B | CO-000010261 |
| K2 | 1. SHEET 1:<br>OBSOLETED PART NUMBERS<br>349610341, 349610342, 349610383, 349610384, 349610385, 2133550340, 349617340, 349617341, 349617342, 34961-7383, 349617384,<br>349618340, 349618341, 349618342, 349618383, 349618384, 349618385, 2133550341,2133550380, 349617380, 349617381, 349617382,<br>349617383, 349617384, 349617385, 2133557381, 2133557382, 2133558380, 2133558381, 2133558382<br>2. SHEET 5: ADDED DIM 34A & 34B | CO-000006603 |
| K1 | SHEET 1: UPDATED PRODUCT STATUS IN ASSEMBLY LIST TABLE<br>SHEET 2: UPDATED 38CKT UPDATED KEY B & KEY C VIEWS | CO-000002963 |
| K | SHEET 5: ADDED DIM28 TO DIM37<br>ALL SHEET: UPDATED PRODUCT VIEWS | CO-000000686 |
| J6 | CREATED NEW REVISION TO UPLOAD DRAWING IN MDS SYSTEM | CO-000000910 |
| J5 | SHEET 1: ADDED NEW PART NUMBER IN TABLE<br>SHEET 1: ADDED NOTE 4<br>SHEET 3: ADDED SHEET TO SHOW PIN INSERTION DIRECTION VIEW AND PAP HOLE SHAPE VIEW | CO-000000910 |
| J4 | SHEET 3: UPDATED BALLOON NUMBER | 668374 |
| J3 | 1. SHEET 1: UPDATED NOTES INFORMATION<br>2. SHEET 3: ADDED “BEFORE SOLDERING” NOTE TO DIM 3<br>3. SHEET 3: ADDED DIM 3A | 663659 |
| J2 | 1. SHEET 1: UPDATED NOTES INFORMATION<br>2. SHEET 1: UPDATED V0 PRODUCT STATUS<br>3. SHEET 4: DIM 3: 10.77±0.18 WAS 10.77(+0.13/-0.08)<br>4. SHEET 5: REMOVED BALLOON NUMBER FOR DIMENSION OF PCB LAYOUT | 658910 |
| J1 | 1. UPDATED BELOW PART NUMBER STATUS TO OBSOLETED:<br>34961-0380, 34961-7380, 34961-8380<br>34961-0381, 34961-7381, 34961-8381<br>34961-0382, 34961-7382, 34961-8382<br>2. UPDATED BELOW V0 PART NUMBER STATUS TO SALEABLE:<br>2133550340, 2133557340, 2133558340<br>3. ADDED V0 VALIDATION SPECIFICATION & V0 PRODUCT SPECAIFICATION INFORMATION IN NOTES | 631858 |
| J | 1. ADDED V0 NEW PART NUMBER IN SHEET 1:<br>2133550340, 2133550341, 2133550342, 2133550380, 2133550381, 2133550382<br>2133557340, 2133557341, 2133557342, 2133557380, 2133557381, 2133557382<br>2133558340, 2133558341, 2133558342, 2133558380, 2133558381, 2133558382<br>2. ADDED SHEET 2 TO SHOW 34&38CKT POLARIZATION OPTION & HB / V0 VERSION DIFFERENCE<br>3. ADDED V0 PLASTIC MATERIAL INFORAMTION IN NOTES | 626237 |
| H1 | 1. UPDATED NEWEST VIEW OF THE POLARIZATION OPTION UPDATED A & B C.<br>2. ADDED DIM1A, DIM 3A, DIM 6A, DIM 7A.<br>3. UPDATED PRODUCT STATUS.<br>4. UPDATED DIM 26: 0.4±0.03 WAS 0.4±0.10 | 609559 |
| H | ADDED THE FOLLOW ITEMS TO CUSTOMER DRAWING:<br>1. ADDED DATUM F,DATUM G AND DATUM H,SEE SHEET 2 AND SHEET 3.<br>2. ADDED NEW UPWARD VIEW FOR 38WAY HEADER ASSEM, SEE SHEET 2.<br>3. ADDED NEW VIEW SECTION X-X,SECTION Y-Y,SECTION Z-Z AND SECTION W-W,SEE SHEET 3. | 10904363 |
| G | ADDED NEW VIEW OF UPDATED POL A & B C, SEE SHEET 1.<br>ADDED NEW P/N: 34961-0383 \ 34961-0384 \ 34961-0385 \34961-7383 \ 34961-7384 \ 34961-7385 \34961-8383 \34961-8384\ 34961-8385 IN THE BOM ON SHEET 1.<br>ADDED PRODUCT STATUS IN BOM. | 10885609 |

| INSPECTION BALLOON NUMBER LOG |
|---|
| PER DRAWING REVISION: K3 |
| LAST BALLOON NUMBER USED: 37 |
| ADDED BALLOON NUMBERS: |
| REMOVED BALLOON NUMBERS: 34A & 34B |

| DIN 16901 | CODE LETTER | NOMINAL DIMENSION RANGE | | | | | | | | | | | | | |
|---|---|---|---|---|---|---|---|---|---|---|---|---|---|---|---|
| | | OVER | 0 | 1 | 3 | 6 | 10 | 15 | 22 | 30 | 40 | 53 | 70 | 90 | 120 |
| | | UP TO | 1 | 3 | 6 | 10 | 15 | 22 | 30 | 40 | 53 | 70 | 90 | 120 | 160 |
| PRECISION ENGINEERING | A | | ±0.10 | ±0.12 | ±0.14 | ±0.16 | ±0.20 | ±0.22 | ±0.24 | ±0.26 | ±0.28 | ±0.31 | ±0.35 | ±0.40 | ±0.50 |
| | B | | ±0.05 | ±0.06 | ±0.07 | ±0.08 | ±0.10 | ±0.12 | ±0.14 | ±0.16 | ±0.18 | ±0.21 | ±0.25 | ±0.30 | ±0.40 |
| A: FOR NON-MOLD RELATED DIMENSIONS (ACROSS PARTING LINE) | | | | | | | | | | | | | | | |
| B: FOR MOLD RELATED DIMENSIONS (WITHIN MOLD COMPONENTS) | | | | | | | | | | | | | | | |

FUNCTIONAL SYMBOLS
FA = 0
FC = 0
FP = 0
DIVISIONAL SYMBOLS

THIS DRAWING CONTAINS INFORMATION THAT IS PROPRIETARY TO MOLEX ELECTRONIC TECHNOLOGIES, LLC AND SHOULD NOT BE USED WITHOUT WRITTEN PERMISSION

DIMENSION UNITS: mm
SCALE: 2:1
GENERAL TOLERANCES (UNLESS SPECIFIED)
ANGULAR TOL ± 0.5°
4 PLACES ±
3 PLACES ±
2 PLACES ±
1 PLACE ±
0 PLACES ±
DRAFT WHERE APPLICABLE MUST REMAIN WITHIN DIMENSIONS

CURRENT REV DESC: REFER TO REVISION COLUMN

STATUS: Production
DRWN: Gang Li 2024-02-29
CHK'D: Ringo Hu 2024-02-29
APPR: Colin Zhang 2024-03-04

THIRD ANGLE PROJECTION
DRAWING: D-SIZE
SERIES: 34961

molex

34 & 38CKT MINI50
RIGHT ANGLE HEADER ASSEMBLY SALES DRAWING

PRODUCT SALES DRAWING

| DOCUMENT NUMBER | DOC TYPE | DOC PART | REVISION |
|---|---|---|---|
| SD-34961-030 | PSD | 001 | K3 |

| MATERIAL NUMBER | CUSTOMER | SHEET NUMBER |
|---|---|---|
| SEE TABLE | GENERAL MARKET | 1 OF 6 |

| TABLE OF CONTENTS | |
|---|---|
| SHEET NO. | SHEET DESCRIPTION |
| 2 | 34&38CKT POLARIZATION OPTION VIEW<br>HB/V0 HEADER DIFFERENCE VIEW |

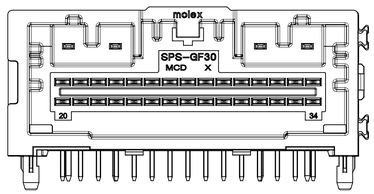


34CKT POLARIZATION OPTION A

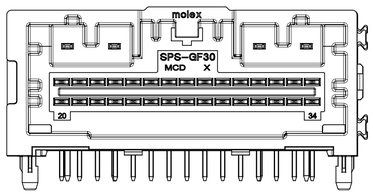


34CKT POLARIZATION OPTION B

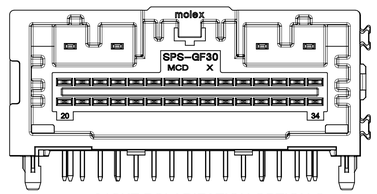


34CKT POLARIZATION OPTION C

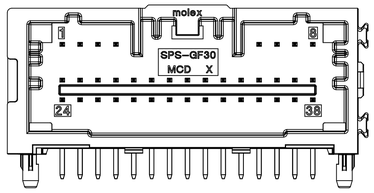


38CKT POLARIZATION OPTION A
(OBSOLTETED)

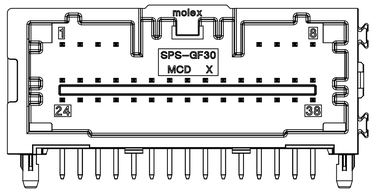


38CKT POLARIZATION OPTION B
(OBSOLTETED)

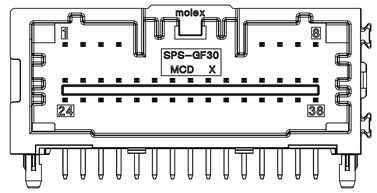


38CKT POLARIZATION OPTION C
(OBSOLTETED)

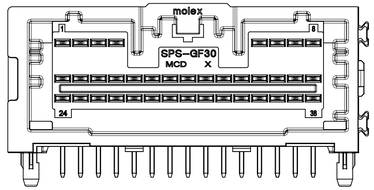


38CKT POLARIZATION OPTION UPDATED A

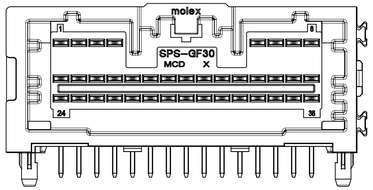


38CKT POLARIZATION OPTION UPDATED B

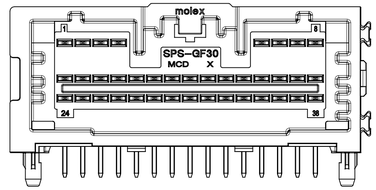


38CKT POLARIZATION OPTION UPDATED C

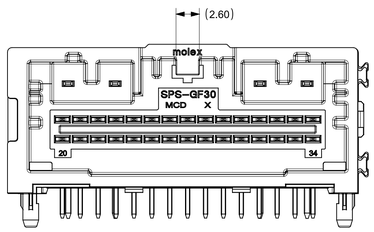


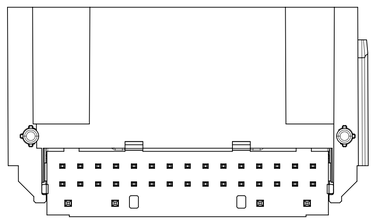

HB P/Ns: 34961XXXX
APPLIES TO ALL CKT SIZES, USE 34CKT AS SHOWN

HB / V0 VERSION DIFFERENCE

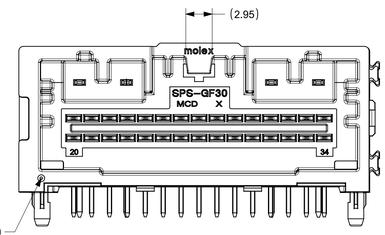


DEPRESSION FEATURE ADDED TO V0
PART TO DISTINGUISH FROM HB PART

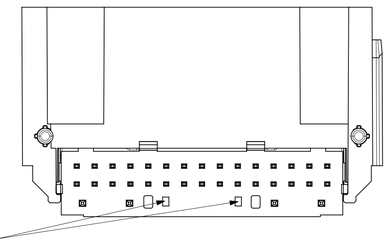

HOLE FEATURE ADDED TO V0
PART TO DISTINGUISH FROM HB PART

V0 P/Ns: 213355XXXX
APPLIES TO ALL CKT SIZES, USE 34CKT AS SHOWN

THIS DRAWING CONTAINS INFORMATION THAT IS PROPRIETARY TO MOLEX ELECTRONIC TECHNOLOGIES, LLC AND SHOULD NOT BE USED WITHOUT WRITTEN PERMISSION

FUNCTIONAL SYMBOLS
FA = 0
FC = 0
FE = 0
DIVISIONAL SYMBOLS

| DIMENSION UNITS | SCALE |
|---|---|
| mm | 3:1 |

GENERAL TOLERANCES (UNLESS SPECIFIED)

| | |
|---|---|
| ANGULAR TOL | ± 0.5° |
| 4 PLACES | ± |
| 3 PLACES | ± |
| 2 PLACES | ± |
| 1 PLACE | ± |
| 0 PLACES | ± |

DRAFT WHERE APPLICABLE MUST REMAIN WITHIN DIMENSIONS

CURRENT REV DESC: REFER TO REVISION COLUMN

STATUS: Production
DRWN: Gang Li 2024-02-29
CHK'D: Ringo Hu 2024-02-29
APPR: Colin Zhang 2024-03-04

THIRD ANGLE PROJECTION | DRAWING: D-SIZE | SERIES: 34961

molex

34 & 38CKT MINI50
RIGHT ANGLE HEADER ASSEMBLY SALES DRAWING

PRODUCT SALES DRAWING

| DOCUMENT NUMBER | DOC TYPE | DOC PART | REVISION |
|---|---|---|---|
| SD-34961-030 | PSD | 001 | K3 |

| MATERIAL NUMBER | CUSTOMER | SHEET NUMBER |
|---|---|---|
| SEE TABLE | GENERAL MARKET | 2 OF 6 |

FORMAT TLA(prod)
REVISION: B
DATE: 2020-06-01

| TABLE OF CONTENTS | |
|---|---|
| SHEET NO. | SHEET DESCRIPTION |
| 3 | PIN INSERTION DIRECTION VIEW<br>PAP HOLE SHAPE VIEW |

## PIN INSERTION DIRECTION VIEW

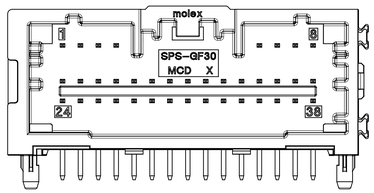


38CKT PIN INSERTION DIRECTION
PCB SIDE TO MATING SIDE

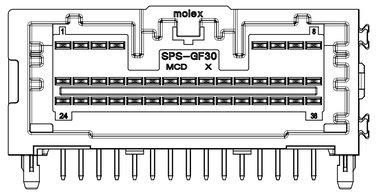


38CKT PIN INSERTION DIRECTION
MATING SIDE TO PCB SIDE

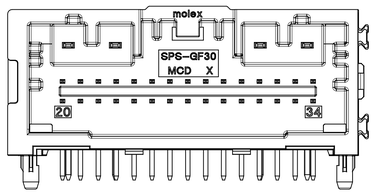


34CKT PIN INSERTION DIRECTION
PCB SIDE TO MATING SIDE

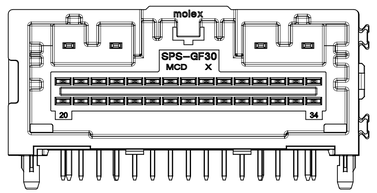


34CKT PIN INSERTION DIRECTION
MATING SIDE TO PCB SIDE

## PAP HOLE SHAPE VIEW

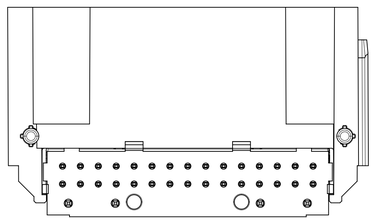

PAP HOLE SHAPE
ROUND

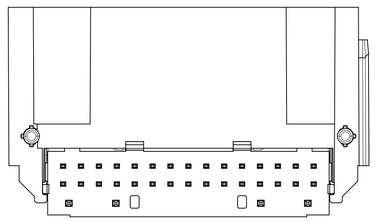

PAP HOLE SHAPE
SQUARE

FUNCTIONAL SYMBOLS
FA = 0
FC = 0
FP = 0

DIVISIONAL SYMBOLS

THIS DRAWING CONTAINS INFORMATION THAT IS PROPRIETARY TO MOLEX ELECTRONIC TECHNOLOGIES, LLC AND SHOULD NOT BE USED WITHOUT WRITTEN PERMISSION

| DIMENSION UNITS | SCALE |
|---|---|
| mm | 3:1 |

GENERAL TOLERANCES (UNLESS SPECIFIED)

| | |
|---|---|
| ANGULAR TOL | ± 0.5° |
| 4 PLACES | ± |
| 3 PLACES | ± |
| 2 PLACES | ± |
| 1 PLACE | ± |
| 0 PLACES | ± |

DRAFT WHERE APPLICABLE MUST REMAIN WITHIN DIMENSIONS

CURRENT REV DESC: REFER TO REVISION COLUMN

STATUS: Production
DRWN: Gang Li 2024-02-29
CHK'D: Ringo Hu 2024-02-29
APPR: Colin Zhang 2024-03-04

THIRD ANGLE PROJECTION

molex

34 & 38CKT MINI50
RIGHT ANGLE HEADER ASSEMBLY SALES DRAWING

PRODUCT SALES DRAWING

| DOCUMENT NUMBER | DOC TYPE | DOC PART | REVISION |
|---|---|---|---|
| SD-34961-030 | PSD | 001 | K3 |

| DRAWING | SERIES | MATERIAL NUMBER | CUSTOMER | SHEET NUMBER |
|---|---|---|---|---|
| D-SIZE | 34961 | SEE TABLE | GENERAL MARKET | 3 OF 6 |

| TABLE OF CONTENTS | |
|---|---|
| SHEET NO. | SHEET DESCRIPTION |
| 4 | DETAIL DIMENSION VIEW |

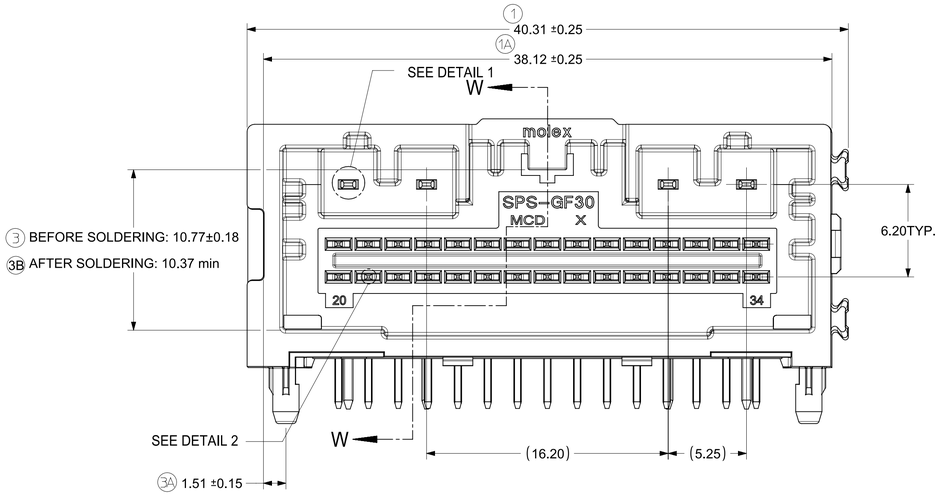


34WAY HEADER ASSEM

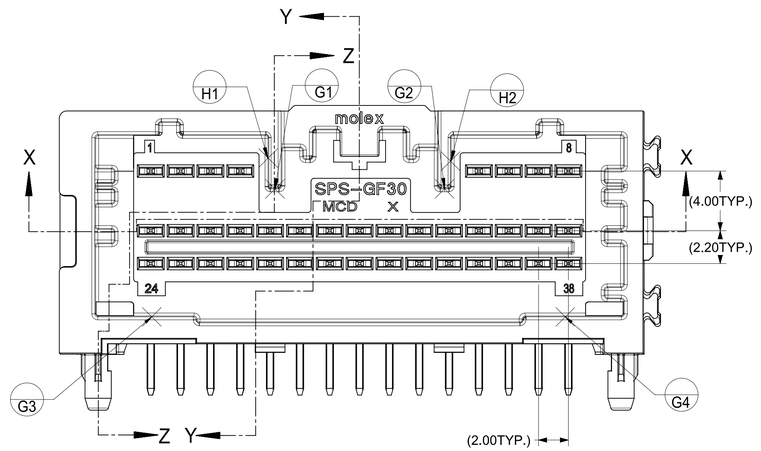


38WAY HEADER ASSEM

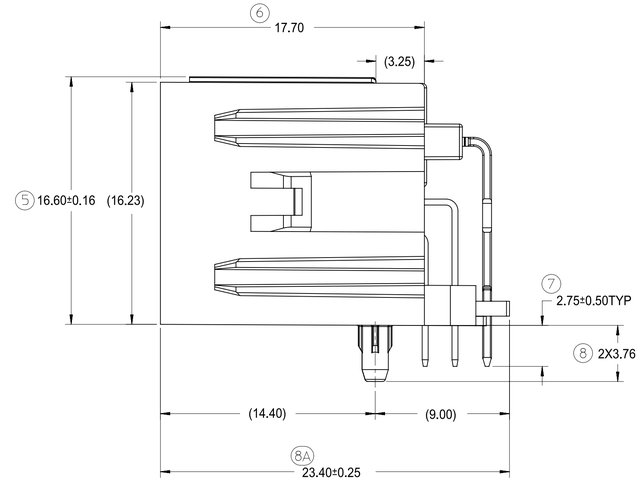


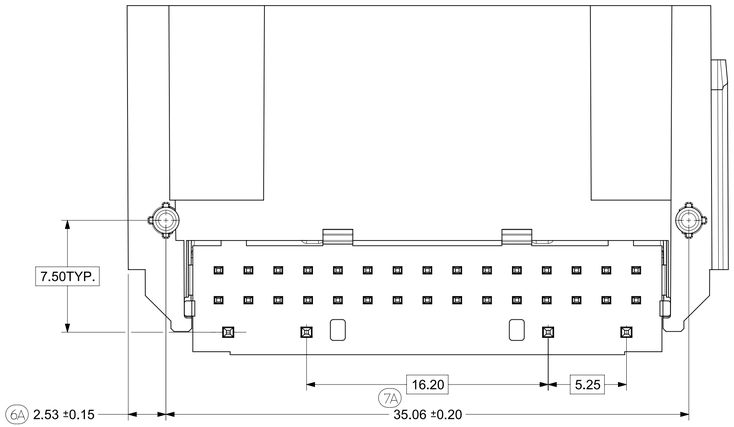


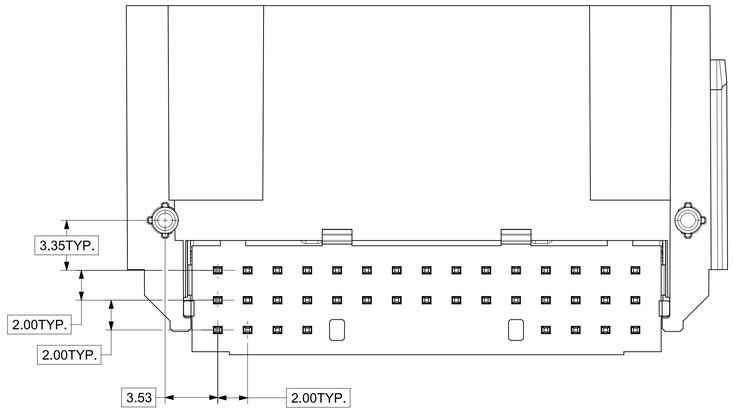


| | | | | | |
|---|---|---|---|---|---|
| FUNCTIONAL SYMBOLS | THIS DRAWING CONTAINS INFORMATION THAT IS PROPRIETARY TO MOLEX ELECTRONIC TECHNOLOGIES, LLC AND SHOULD NOT BE USED WITHOUT WRITTEN PERMISSION | | | | |
| FA = 0 | DIMENSION UNITS: mm | SCALE: 5:1 | CURRENT REV DESC: REFER TO REVISION COLUMN | molex | |
| FC = 0 | GENERAL TOLERANCES (UNLESS SPECIFIED) | | | 34 & 38CKT MINI50<br>RIGHT ANGLE HEADER ASSEMBLY SALES DRAWING | |
| FP = 0 | ANGULAR TOL ± 0.5° | | | PRODUCT SALES DRAWING | |
| DIVISIONAL SYMBOLS | 4 PLACES ± | | STATUS: Production | DOCUMENT NUMBER: SD-34961-030 | DOC TYPE: PSD / DOC PART: 001 / REVISION: K3 |
| | 3 PLACES ± | | DRWN: Gang Li 2024-02-29 | | |
| | 2 PLACES ± | | CHK'D: Ringo Hu 2024-02-29 | | |
| | 1 PLACE ± | | APPR: Colin Zhang 2024-03-04 | | |
| | 0 PLACES ± | | THIRD ANGLE PROJECTION | DRAWING: D-SIZE / SERIES: 34961 | MATERIAL NUMBER: SEE TABLE / CUSTOMER: GENERAL MARKET / SHEET NUMBER: 4 OF 6 |
| | DRAFT WHERE APPLICABLE MUST REMAIN WITHIN DIMENSIONS | | | | |

| TABLE OF CONTENTS | |
|---|---|
| SHEET NO. | SHEET DESCRIPTION |
| 5 | DETAIL DIMENSION VIEW |

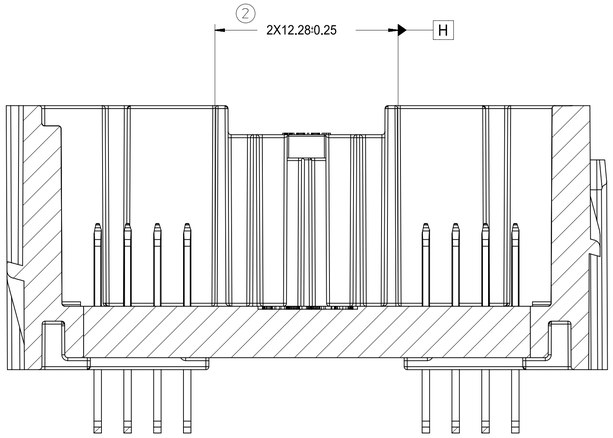


SECTION X-X

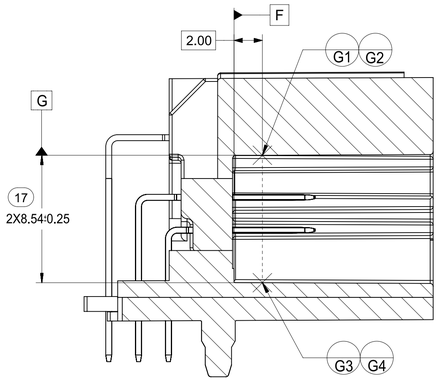


SECTION Z-Z

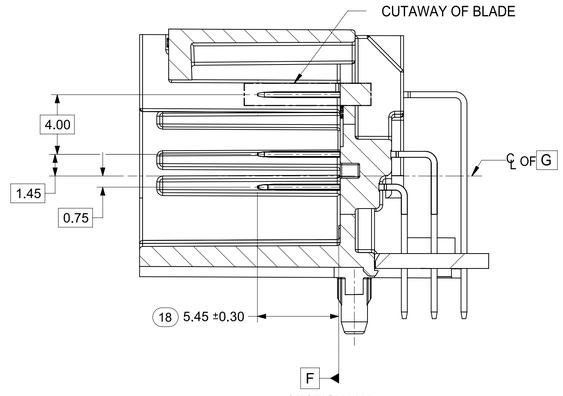


SECTION Y-Y

MATING SIDE TP:

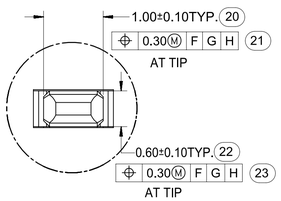


DETAIL 1
SCALE 20:1

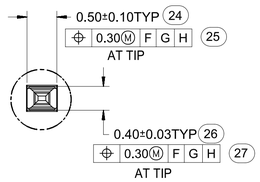


DETAIL 2
SCALE 20:1

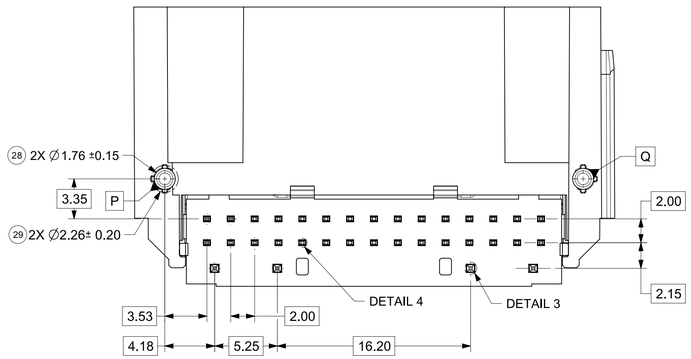


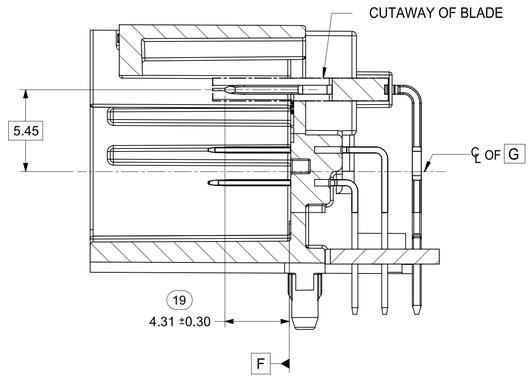


SECTION W-W

PCB SIDE TP:

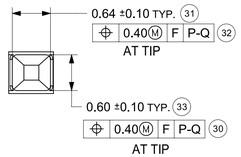


DETAIL 3
SCALE 20:1

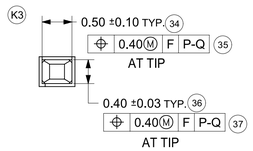


DETAIL 4
SCALE 20:1

| FUNCTIONAL SYMBOLS | | THIS DRAWING CONTAINS INFORMATION THAT IS PROPRIETARY TO MOLEX ELECTRONIC TECHNOLOGIES, LLC AND SHOULD NOT BE USED WITHOUT WRITTEN PERMISSION | | | | | |
|---|---|---|---|---|---|---|---|
| FA = 0 | | DIMENSION UNITS: mm | SCALE: 5:1 | CURRENT REV DESC: REFER TO REVISION COLUMN | molex | | |
| FC = 0 | | GENERAL TOLERANCES (UNLESS SPECIFIED) | | | 34 & 38CKT MINI50 RIGHT ANGLE HEADER ASSEMBLY SALES DRAWING | | |
| FE = 0 | | ANGULAR TOL ± 0.5° | | | PRODUCT SALES DRAWING | | |
| DIVISIONAL SYMBOLS | | 4 PLACES ± | | STATUS: Production | DOCUMENT NUMBER: SD-34961-030 | DOC TYPE: PSD | DOC PART: 001 |
| | | 3 PLACES ± | | DRWN: Gang Li 2024-02-29 | | | REVISION: K3 |
| | | 2 PLACES ± | | CHK'D: Ringo Hu 2024-02-29 | | | |
| | | 1 PLACE ± | | APPR: Colin Zhang 2024-03-04 | | | |
| | | 0 PLACES ± | | | | | |
| | | DRAFT WHERE APPLICABLE MUST REMAIN WITHIN DIMENSIONS | | THIRD ANGLE PROJECTION | DRAWING: D-SIZE | SERIES: 34961 | MATERIAL NUMBER: SEE TABLE |
| | | | | | CUSTOMER: GENERAL MARKET | | SHEET NUMBER: 5 OF 6 |

| TABLE OF CONTENTS | |
|---|---|
| SHEET NO. | SHEET DESCRIPTION |
| 6 | REFERENCE PCB LAYOUT |

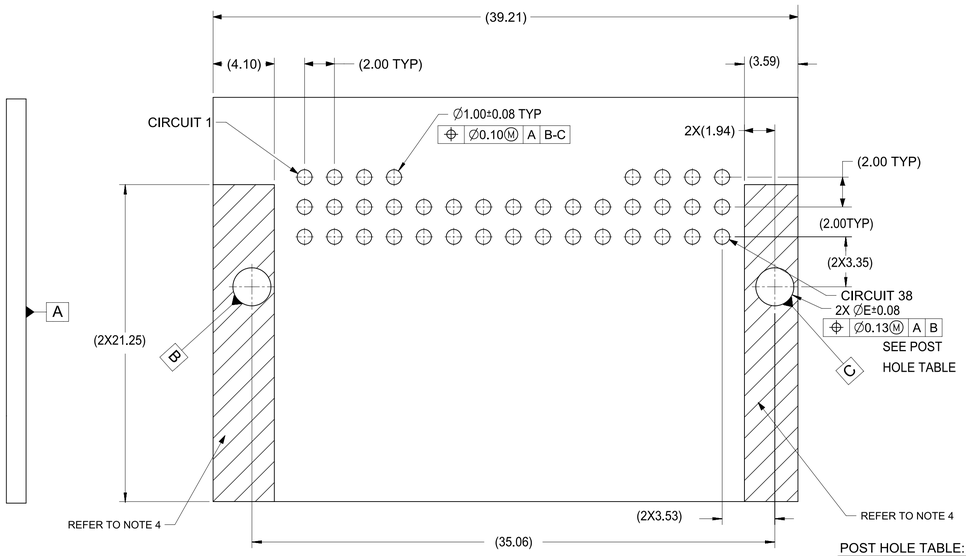


REFERENCE 38WAY PCB LAYOUT

POST HOLE TABLE:

| FOR DIM E: | |
|---|---|
| PRESS FIT: | 2.15 |
| DROP IN: | 2.55 |

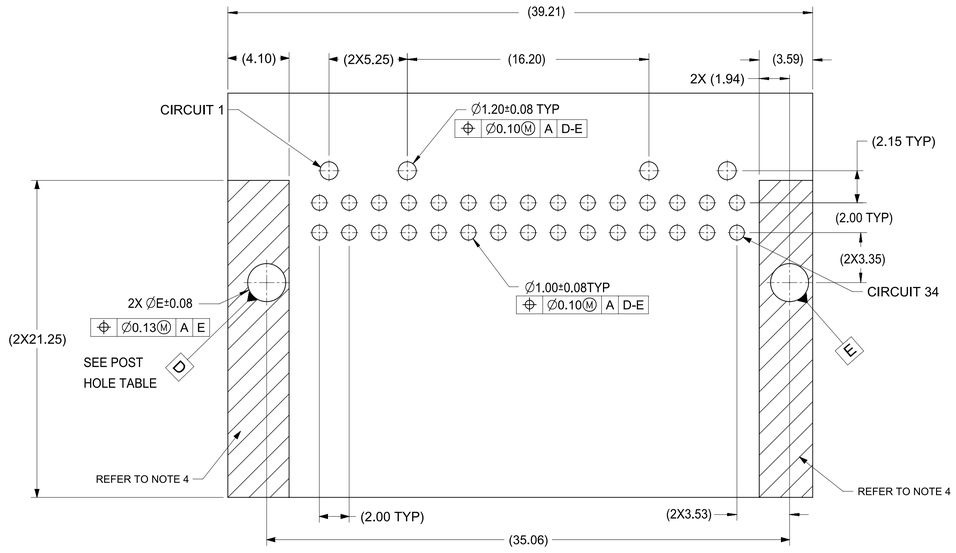


REFERENCE 34WAY PCB LAYOUT

FLUSH MOUNTING
HEADER-TO-PCB

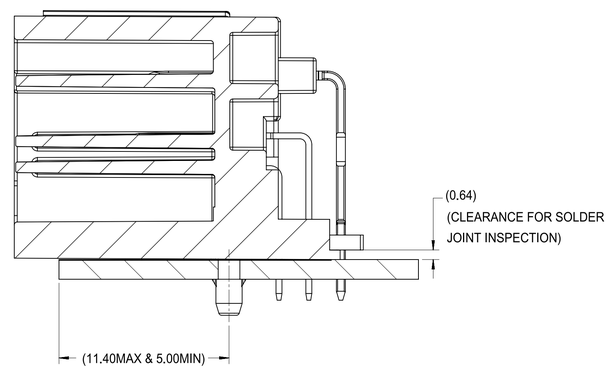


| | | | |
|---|---|---|---|
| FUNCTIONAL SYMBOLS | THIS DRAWING CONTAINS INFORMATION THAT IS PROPRIETARY TO MOLEX ELECTRONIC TECHNOLOGIES, LLC AND SHOULD NOT BE USED WITHOUT WRITTEN PERMISSION | | |
| FA = 0 | DIMENSION UNITS: mm | SCALE: 5:1 | CURRENT REV DESC: REFER TO REVISION COLUMN |
| FC = 0 | GENERAL TOLERANCES (UNLESS SPECIFIED) | | |
| FP = 0 | ANGULAR TOL ± 0.5° | | |
| DIVISIONAL SYMBOLS | 4 PLACES ± | | |
| | 3 PLACES ± | | |
| | 2 PLACES ± | | |
| | 1 PLACE ± | | |
| | 0 PLACES ± | | |
| | DRAFT WHERE APPLICABLE MUST REMAIN WITHIN DIMENSIONS | | |

STATUS: Production
DRWN: Gang Li 2024-02-29
CHK'D: Ringo Hu 2024-02-29
APPR: Colin Zhang 2024-03-04

THIRD ANGLE PROJECTION | DRAWING: D-SIZE | SERIES: 34961

molex

34 & 38CKT MINI50
RIGHT ANGLE HEADER ASSEMBLY SALES DRAWING

PRODUCT SALES DRAWING

| DOCUMENT NUMBER | DOC TYPE | DOC PART | REVISION |
|---|---|---|---|
| SD-34961-030 | PSD | 001 | K3 |

| MATERIAL NUMBER | CUSTOMER | SHEET NUMBER |
|---|---|---|
| SEE TABLE | GENERAL MARKET | 6 OF 6 |