1-1586041-0 ✔ ACTIVE

VAL-U-LOK

TE Internal #: 1-1586041-0

PCB Mount Header, Right Angle, Wire-to-Board, 10 Position, 4.2 mm [.165 in] Centerline, Fully Shrouded, Tin, Through Hole - Solder, Power, Natural

View on TE.com >

Connectors > PCB Connectors > PCB Headers & Receptacles





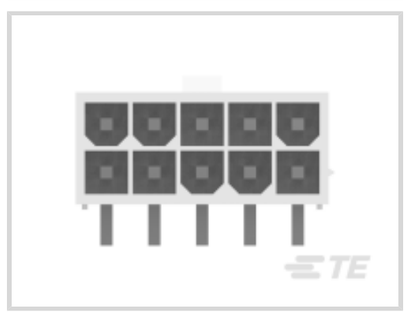

PCB Connector Assembly Type: **PCB Mount Header**

PCB Mount Orientation: **Right Angle**

Connector System: **Wire-to-Board**

Number of Positions: **10**

Number of Rows: **2**

Features

Electrical Characteristics

Operating Voltage	600 VAC

Dimensions

Row-to-Row Spacing	4.2 mm[.165 in]
Connector Width	13 mm[.51 in]
PCB Thickness (Recommended)	1.6 mm[.063 in]
Connector Height	9.8 mm[.386 in]
Connector Length	22.2 mm[.874 in]

Packaging Features

Packaging Quantity	170
Packaging Method	Tray

Industry Standards

Compatible With Agency/Standards Products	UL, CSA
UL Rating	Recognized
Compatible With Approved Standards Products	UL E28476

Glow Wire Rating	Standard Part - Not Glow Wire
UL Flammability Rating	UL 94V-2

Usage Conditions

Operating Temperature (Max)	105 °C[221 °F]
Operating Temperature Range	-40 – 105 °C[-40 – 221 °F]

Mechanical Attachment

Mating Retention Type	Locking Tab
Mating Retention	With
Mating Alignment Type	Keyed
PCB Mount Retention	Without
PCB Mount Alignment	Without
Connector Mounting Type	Board Mount
Mating Alignment	With

Termination Features

Termination Post & Tail Length	3.6 mm[.141 in]
Square Termination Post & Tail Dimension	1.14 mm[.045 in]
Termination Method to PCB	Through Hole - Solder

Contact Features

Contact Underplating Material	Nickel
Contact Underplating Material Thickness	.381 µm[15 µin]
Contact Size	1.14mm
Contact Mating Area Plating Material Thickness	2.03 µm[80 µin]
PCB Contact Termination Area Plating Material Thickness	2.03 µm[80 µin]
Contact Shape & Form	Square
Contact Layout	Matrix
Contact Base Material	Brass
PCB Contact Termination Area Plating Material	Tin
Contact Mating Area Plating Material	Tin
Contact Type	Tab
Contact Current Rating (Max)	9 A

Housing Features

Housing Material	Nylon

Centerline (Pitch)	4.2 mm[.165 in]

Configuration Features

Number of Loaded Positions	10
Number of Power Positions	10
PCB Mount Orientation	Right Angle
Number of Positions	10
Number of Rows	2

Product Type Features

Connector Shape	Rectangular
PCB Connector Assembly Type	PCB Mount Header
Connector System	Wire-to-Board
Header Type	Fully Shrouded
Sealable	No
Connector & Contact Terminates To	Printed Circuit Board

Body Features

Primary Product Color	Natural

Operation/Application

Circuit Application	Power

Other

EU RoHS Compliance	Compliant

Product Compliance

For compliance documentation, visit the product page on TE.com>

EU RoHS Directive 2011/65/EU	Compliant
EU ELV Directive 2000/53/EC	Not Yet Reviewed
China RoHS 2 Directive MIIT Order No 32, 2016	No Restricted Materials Above Threshold
EU REACH Regulation (EC) No. 1907/2006	Current ECHA Candidate List: JUNE 2024 (241) Candidate List Declared Against: JUNE 2024 (241) Does not contain REACH SVHC
Halogen Content	Low Halogen - Br, Cl, F, I < 900 ppm per homogenous material. Also BFR/CFR/PVC Free

Solder Process Capability

Wave solder capable to 265°C

Product Compliance Disclaimer

This information is provided based on reasonable inquiry of our suppliers and represents our current actual knowledge based on the information they provided. This information is subject to change. The part numbers that TE has identified as EU RoHS compliant have a maximum concentration of 0.1% by weight in homogenous materials for lead, hexavalent chromium, mercury, PBB, PBDE, DBP, BBP, DEHP, DIBP, and 0.01% for cadmium, or qualify for an exemption to these limits as defined in the Annexes of Directive 2011/65/EU (RoHS2). Finished electrical and electronic equipment products will be CE marked as required by Directive 2011/65/EU. Components may not be CE marked. Additionally, the part numbers that TE has identified as EU ELV compliant have a maximum concentration of 0.1% by weight in homogenous materials for lead, hexavalent chromium, and mercury, and 0.01% for cadmium, or qualify for an exemption to these limits as defined in the Annexes of Directive 2000/53/EC (ELV). Regarding the REACH Regulation, the information TE provides on SVHC in articles for this part number is based on the latest European Chemicals Agency (ECHA) 'Guidance on requirements for substances in articles' posted at this URL: https://echa.europa.eu/guidance-documents/guidance-on-reach

Compatible Parts



TE Part # 1-794954-0
10P RCPT VAL-U-LOK V2



TE Part # 1-1969598-0
10P FH PLUG VAL-U-LOK V2



TE Part # 1-1969599-0
10P PM PLUG VAL-U-LOK V2

Customers Also Bought

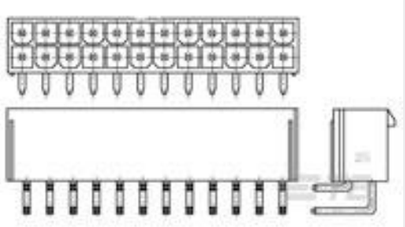

TE Part #2-1586041-0
20P VAL-U-LOK R/A HDR V2



TE Part #103669-1
02 MTE HDR SRST LATCH W/HLDWN

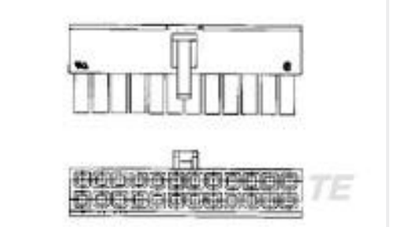

TE Part #1-794954-0
10P RCPT VAL-U-LOK V2

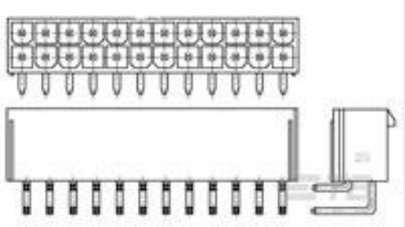

TE Part #1586041-2
2P VAL-U-LOK R/A HDR V2

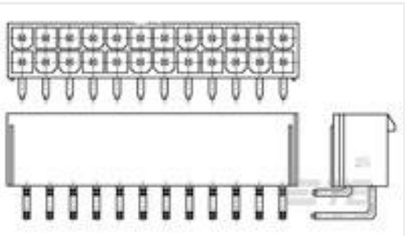

TE Part #1586041-4
4P VAL-U-LOK R/A HDR V2



TE Part #2-1437657-2
8PCR-02-006=#8 TRIBARRIER

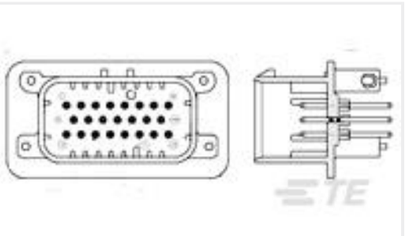

TE Part #776228-5
23POS,PIN DIA 1.3,HDR ASSY, 180DEG,COD 5



TE Part #5788336-2
STD USB TYPE B, VERTICAL, T/H, 15U" AU

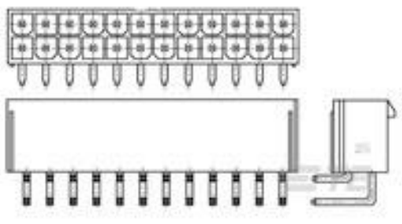

TE Part #1586042-8
8P VAL-U-LOK R/A HDR V0



TE Part #284168-E
STVB/2 32 F AB VV 7-00 TL 4,0 * 247 E007

Documents

Product Drawings

10P VAL-U-LOK R/A HDR V2

English

CAD Files

Customer View Model

ENG_CVM_1-1586041-0_B.3d_stp.zip

English

Customer View Model

ENG_CVM_1-1586041-0_B.2d_dxf.zip

English

Customer View Model

ENG_CVM_1-1586041-0_B.3d_igs.zip

English

3D PDF

English

By downloading the CAD file I accept and agree to the Terms and Conditions of use.

Datasheets & Catalog Pages

SOFT_SHELL_PIN_AND_SOCKET_CONNECTORS_CATALOG

English

Product Specifications

Application Specification

English

Agency Approvals

UL Report

English