Note: This datasheet may be out of date.
Please download the latest datasheet of BLM21SP331SN1# from the official website of Murata Manufacturing Co., Ltd.

http://www.murata.com/en-us/products/productdetail?partno=BLM21SP331SN1%23

BLM21SP331SN1#

"#" indicates a package specification code.

In Production RoHS REACH

< List of part numbers with package codes >

BLM21SP331SN1D BLM21SP331SN1J BLM21SP331SN1B

Appearance & Shape



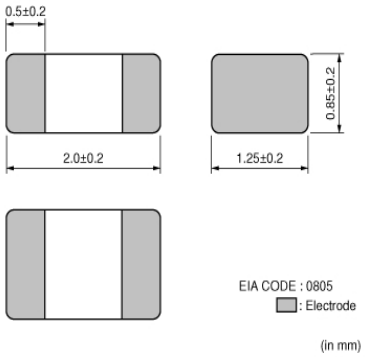

Applications

Other Usage	For general

Packaging Information

Packaging	Specifications	Standard Packing Quantity
D	180mm Paper Tape	4000
J	330mm Paper Tape	10000
B	Bulk(Bag)	1000

Features

The chip ferrite beads BLM series is designed to function nearly as a resistor at noise frequencies, which greatly reduces the possibility of resonance and leaves signal wave forms undistorted.
BLM series is effective in circuits without stable ground lines because BLM series does not need a connection to ground.
The nickel barrier structure of the external electrodes provides excellent solder heat resistance.
BLM21SP series can be used in high current circuits due to its low DC resistance.

Attention
1.This datasheet is downloaded from the website of Murata Manufacturing Co., Ltd. Therefore, it's specifications are subject to change or our products in it may be discontinued without advance notice. Please check with our sales representatives or product engineers before ordering.
2.This datasheet has only typical specifications because there is no space for detailed specifications.
Therefore, please review our product specifications or consult the approval sheet for product specifications before ordering.

Note: This datasheet may be out of date.
Please download the latest datasheet of BLM21SP331SN1# from the official website of Murata Manufacturing Co., Ltd.

http://www.murata.com/en-us/products/productdetail?partno=BLM21SP331SN1%23

BLM21SP331SN1#

"#" indicates a package specification code.

Specifications

Shape	SMD
Size Code (in inch)	0805
Length	2.0mm
Length Tolerance	±0.2mm
Width	1.25mm
Width Tolerance	±0.2mm
Thickness	0.85mm
Thickness Tolerance	±0.2mm
Operating Temperature Range	-55℃ to 125℃
Mass(typ.)	0.01g
Number of Circuit	1
Rated Current (at 85℃)	2.8A
Rated Current (at 125℃)	1.9A
DC Resistance(max.)	0.04Ω
Impedance (at 100MHz)	330Ω
Impedance (at 100MHz) Tolerance	±25%
Size Code (in mm)	2012

Attention
1.This datasheet is downloaded from the website of Murata Manufacturing Co., Ltd. Therefore, it's specifications are subject to change or our products in it may be discontinued without advance notice. Please check with our sales representatives or product engineers before ordering.
2.This datasheet has only typical specifications because there is no space for detailed specifications.
Therefore, please review our product specifications or consult the approval sheet for product specifications before ordering.

Note: This datasheet may be out of date.
Please download the latest datasheet of BLM21SP331SN1# from the official website of Murata Manufacturing Co., Ltd.

http://www.murata.com/en-us/products/productdetail?partno=BLM21SP331SN1%23

BLM21SP331SN1#

"#" indicates a package specification code.

Product Data

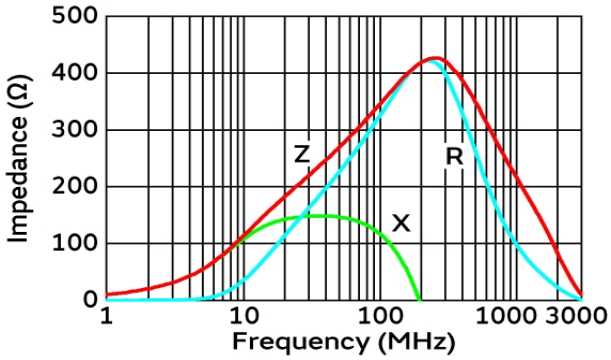

Impedance-Frequency Characteristics

In operating temperature exceeding +85°C, derating of current is necessary for BLM21SP series.
Please apply the derating curve shown in chart according to the operating temperature.

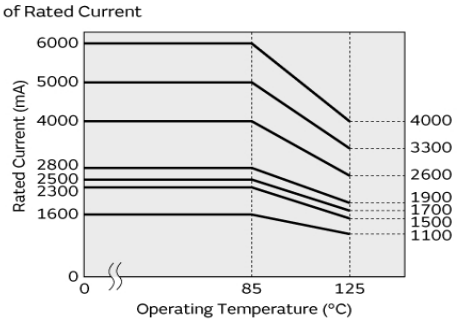

Derating of Rated Current

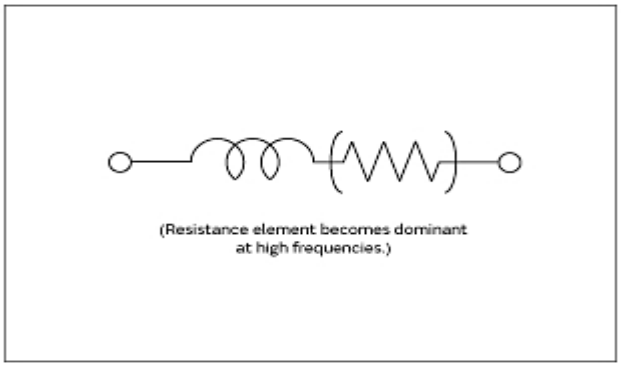

Equivalent Circuit

Attention
1.This datasheet is downloaded from the website of Murata Manufacturing Co., Ltd. Therefore, it's specifications are subject to change or our products in it may be discontinued without advance notice. Please check with our sales representatives or product engineers before ordering.
2.This datasheet has only typical specifications because there is no space for detailed specifications.
Therefore, please review our product specifications or consult the approval sheet for product specifications before ordering.