RJF0409JSP

40V, 5A Silicon N Channel Thermal FET
Power Switching

R07DS1228EJ0300
Rev.3.00
Jul 28, 2015

Description

This FET has the over temperature shut-down capability sensing to the junction temperature. This FET has the built-in over temperature shut-down circuit in the gate area. And this circuit operation to shut-down the gate voltage in case of high junction temperature like applying over power consumption, over current etc..

Features

- Logic level operation (4 V Gate drive).
- Built-in the over temperature shut-down circuit.
- High endurance capability against to the short circuit.
- Latch type shut down operation (need 0 voltage recovery).
- Built-in the current limitation circuit.
- High density mounting
- Power supply voltage applies 12 V.
- AEC-Q101 Compliant

Outline

RENESAS Package code: PRSP0008DD-D
(Package name: SOP-8 (FP-8DAV))

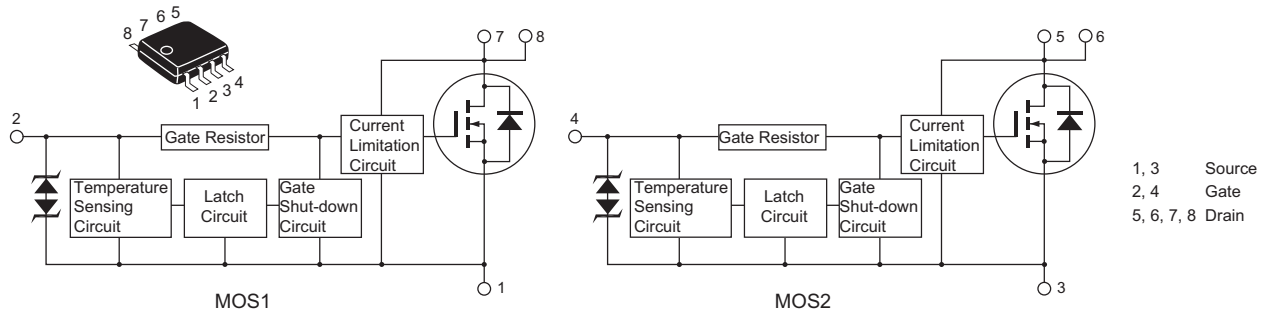

Absolute Maximum Ratings

(Ta = 25°C)

Item	Symbol	Ratings	Unit
Drain to source voltage	V_{DSS}	40	V
Gate to source voltage	V_{GSS}	16	V
Gate to source voltage	V_{GSS}	–2.5	V
Drain current	I_D Note4	5	A
Body-drain diode reverse drain current	I_{DR}	5	A
Avalanche current	I_{AP} Note 3	1.5	A
Avalanche energy	E_{AR} Note 3	15	mJ
Channel dissipation	Pch Note 1	1	W
Channel dissipation	Pch Note 2	1.5	W
Channel temperature	Tch	150	°C
Storage temperature	Tstg	–55 to +150	°C

Notes: 1. 1 Drive operation : When using the glass epoxy board (FR4 40 × 40 × 1.6 mm), PW ≤ 10 s
2. 2 Drive operation : When using the glass epoxy board (FR4 40 × 40 × 1.6 mm), PW ≤ 10 s
3. Tch = 25°C, Rg ≥ 50 Ω
4. It provides by the current limitation lower bound value.

Typical Operation Characteristics

(Ta = 25°C)

Item	Symbol	Min	Typ	Max	Unit	Test Conditions
Input voltage	V_{IH}	3.5	—	—	V	
	V_{IL}	—	—	1.2	V	
Input current (Gate non shut down)	I_{IH1}	—	—	100	μA	Vi = 8 V, V_{DS} = 0
	I_{IH2}	—	—	50	μA	Vi = 3.5 V, V_{DS} = 0
	I_{IL}	—	—	1	μA	Vi = 1.2 V, V_{DS} = 0
Input current (Gate shut down)	$I_{IH(sd)1}$	—	0.8	—	mA	Vi = 8 V, V_{DS} = 0
	$I_{IH(sd)2}$	—	0.35	—	mA	Vi = 3.5 V, V_{DS} = 0
Shut down temperature	Tsd	—	175	—	°C	Channel temperature
Gate operation voltage	Vop	3.5	—	12	V	
Drain current (Current limitation value)	$I_{D\ limt}$	5	—	—	A	V_{GS} = 5 V, V_{DS} = 10 V Note 5

Notes: 5. Pulse test

Electrical Characteristics

(Ta = 25°C)

Item	Symbol	Min	Typ	Max	Unit	Test Conditions
Drain current	I_{D1}	—	—	14	A	V_{GS} = 3.5 V, V_{DS} = 10 V Note 6
	I_{D2}	—	—	10	mA	V_{GS} = 1.2 V, V_{DS} = 10 V
	I_{D3}	5	—	—	A	V_{GS} = 5 V, V_{DS} = 10 V Note 6
Drain to source breakdown voltage	$V_{(BR)DSS}$	40	—	—	V	I_D = 10 mA, V_{GS} = 0
Gate to source breakdown voltage	$V_{(BR)GSS}$	16	—	—	V	I_G = 800 μA, V_{DS} = 0
	$V_{(BR)GSS}$	–2.5	—	—	V	I_G = –100 μA, V_{DS} = 0
Gate to source leak current	I_{GSS1}	—	—	100	μA	V_{GS} = 8 V, V_{DS} = 0
	I_{GSS2}	—	—	50	μA	V_{GS} = 3.5 V, V_{DS} = 0
	I_{GSS3}	—	—	1	μA	V_{GS} = 1.2 V, V_{DS} = 0
	I_{GSS4}	—	—	–100	μA	V_{GS} =– 2.4 V, V_{DS} = 0
Input current (shut down)	$I_{GS(OP)1}$	—	0.8	—	mA	V_{GS} = 8 V, V_{DS} = 0
	$I_{GS(OP)2}$	—	0.35	—	mA	V_{GS} = 3.5 V, V_{DS} = 0
Zero gate voltage drain current	I_{DSS}	—	—	10	μA	V_{DS} = 32 V, V_{GS} = 0 Ta = 125°C
Gate to source cutoff voltage	$V_{GS(off)}$	1.1	—	2.1	V	I_D = 1 mA, V_{DS} = 10 V
Forward transfer admittance	$\|y_{fs}\|$	4	7	—	S	I_D = 2.5 A, V_{DS} = 10 V
Static drain to source on state resistance	$R_{DS(on)}$	—	81	100	mΩ	I_D = 2.5 A, V_{GS} = 5 V Note 6
	$R_{DS(on)}$	—	70	86	mΩ	I_D = 2.5 A, V_{GS} = 10 V Note 6
Output capacitance	Coss	—	245	—	pF	V_{DS} = 10 V, V_{GS} = 0, f = 1MHz
Turn-on delay time	$t_{d(on)}$	—	1.65	—	μs	I_D= 2.5 A, V_{GS} = 10 V R_L = 12 Ω
Rise time	t_r	—	4.50	—	μs	
Turn-off delay time	$t_{d(off)}$	—	2.35	—	μs	
Fall time	t_f	—	3.0	—	μs	
Body-drain diode forward voltage	V_{DF}	—	0.89	—	V	I_F = 5 A, V_{GS} = 0 Note 6
Body-drain diode reverse recovery time	t_{rr}	—	106	—	ns	I_F = 5 A, V_{GS} = 0 di_F/dt = 50 A/μs
Over load shut down operation time Note 7	t_{os}	—	0.37	—	ms	V_{GS} = 5 V, V_{DD} = 16 V

Notes: 6. Pulse test

7. Including the junction temperature rise of the over loaded condition.

Main Characteristics

Power vs. Temperature Derating

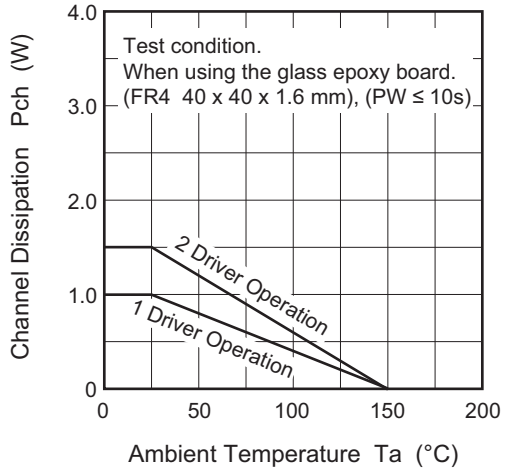

Maximum Safe Operation Area

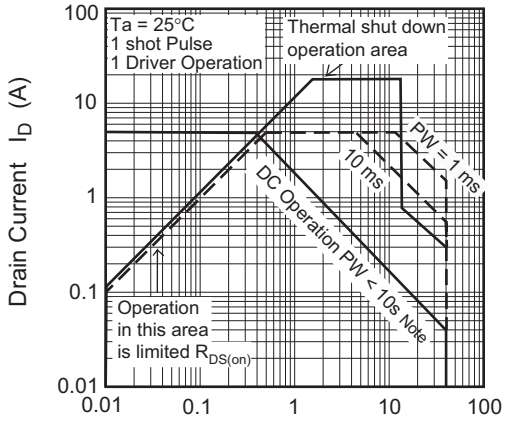

Note :When using the glass epoxy board.
(FR4 40 x 40 x 1.6 mm)

Typical Output Characteristics

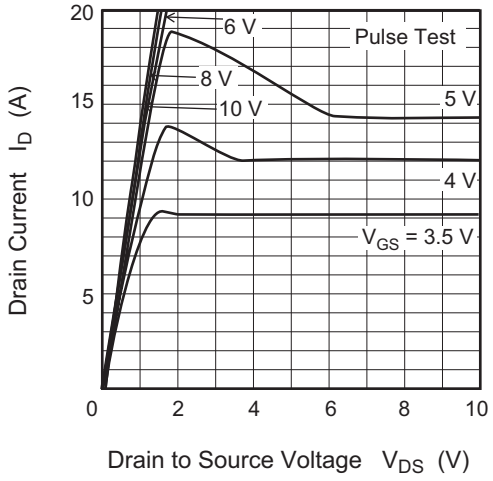

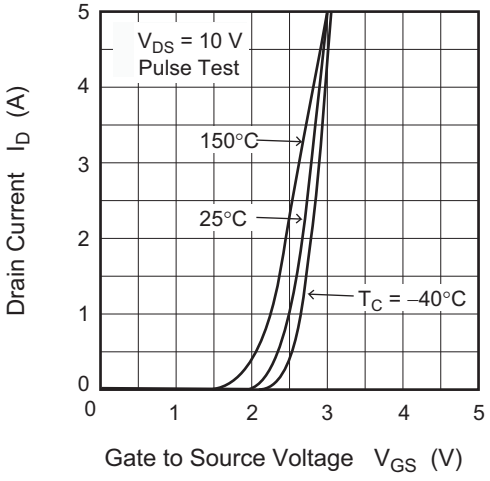

Drain Source Saturation Voltage vs.
Gate to Source Voltage

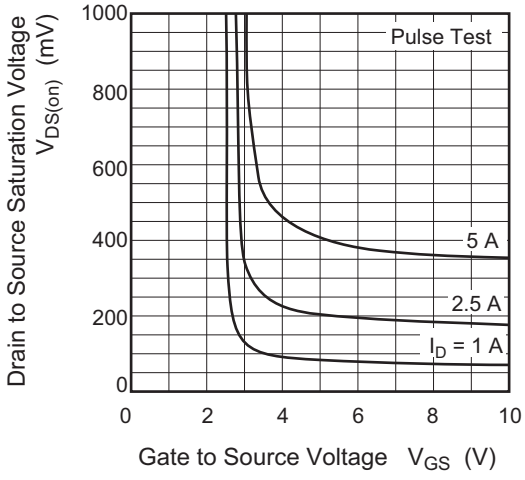

Static Drain to Source On State Resistance
vs. Drain Current

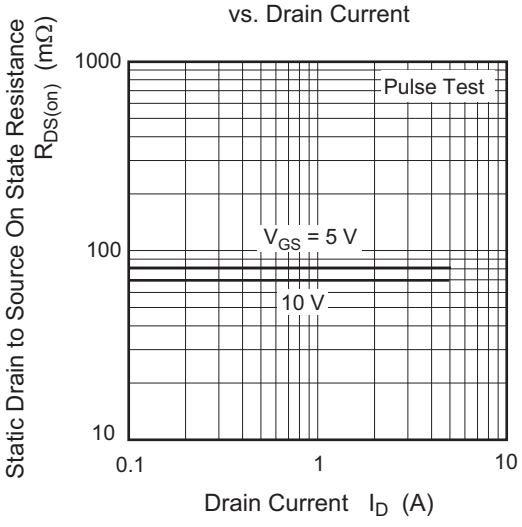

Static Drain to Source On State Resistance vs. Temperature

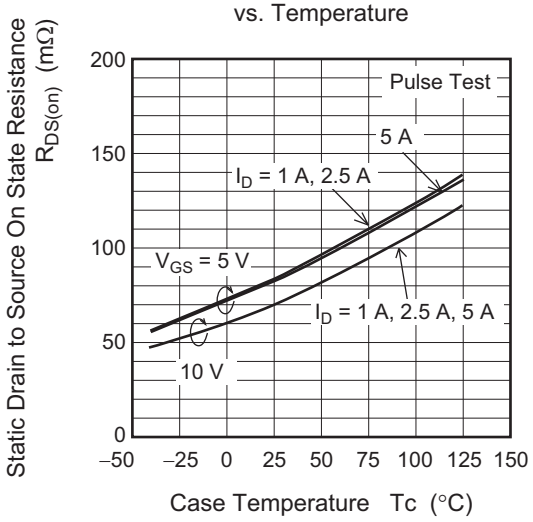

Body-Drain Diode Reverse Recovery Time

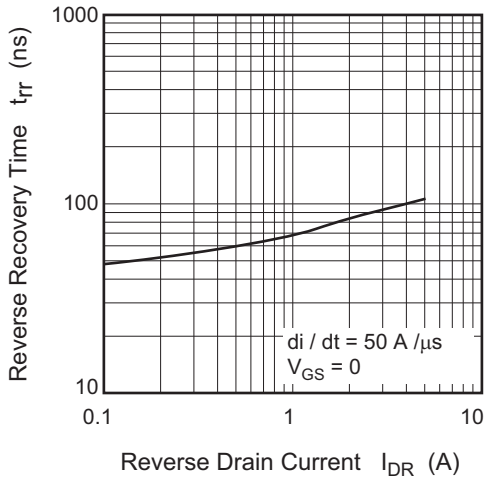

Switching Characteristics

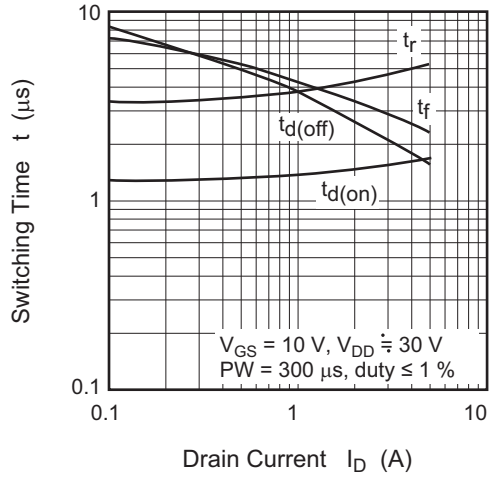

Typical Capacitance vs. Drain to Source Voltage

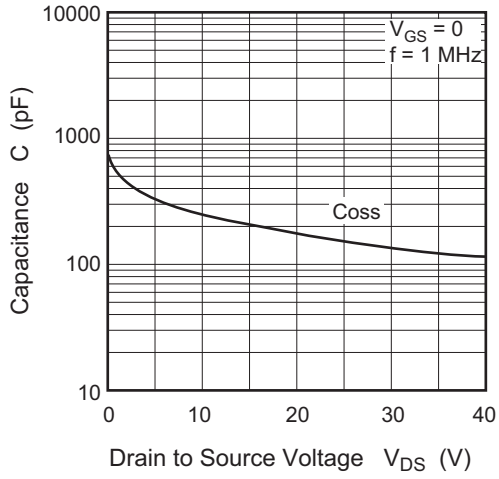

Reverse Drain Current vs. Source to Drain Voltage

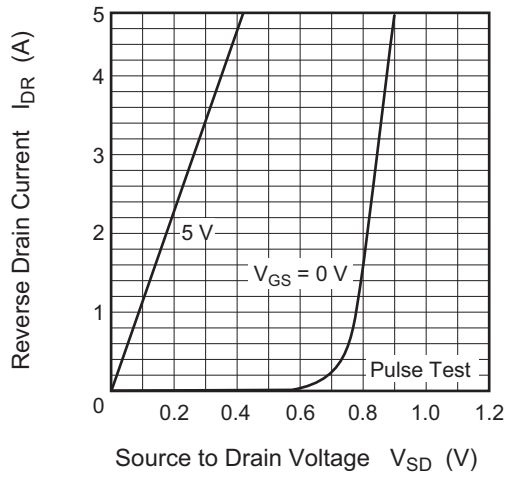

Gate to Source Voltage vs. Shutdown Time of Load-Short Test

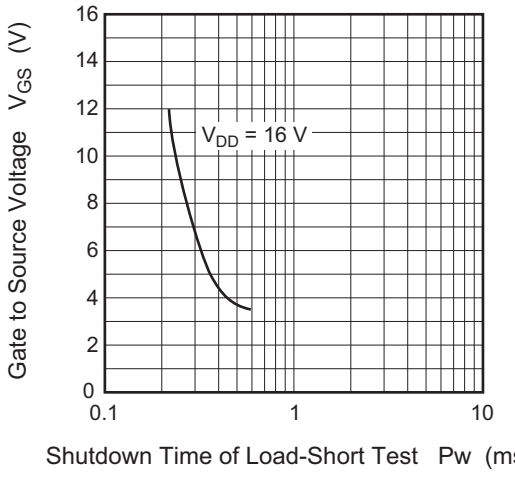

Forward transfer admittance vs. Drain Current

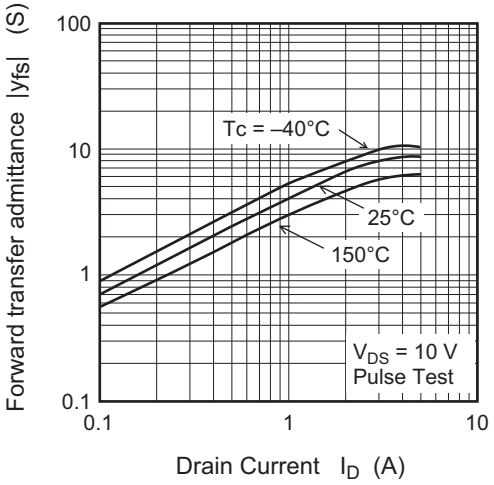

Shutdown Case Temperature vs. Gate to Source Voltage

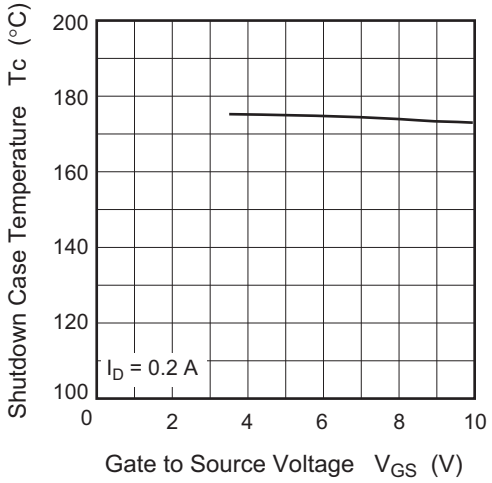

Normalized Transient Thermal Impedance vs. Pulse Width (1 Drive Operation)

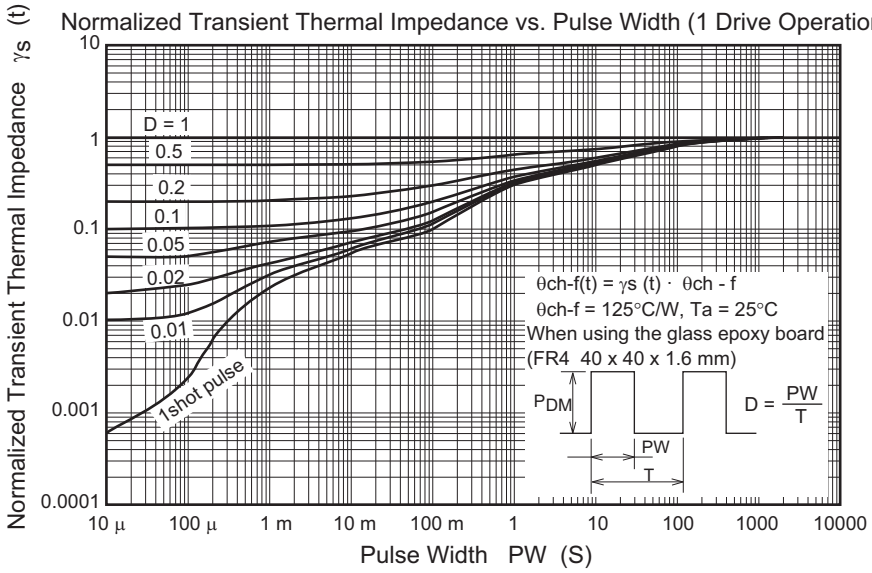

Normalized Transient Thermal Impedance vs. Pulse Width (Operation of 2 devices; allowable value per device)

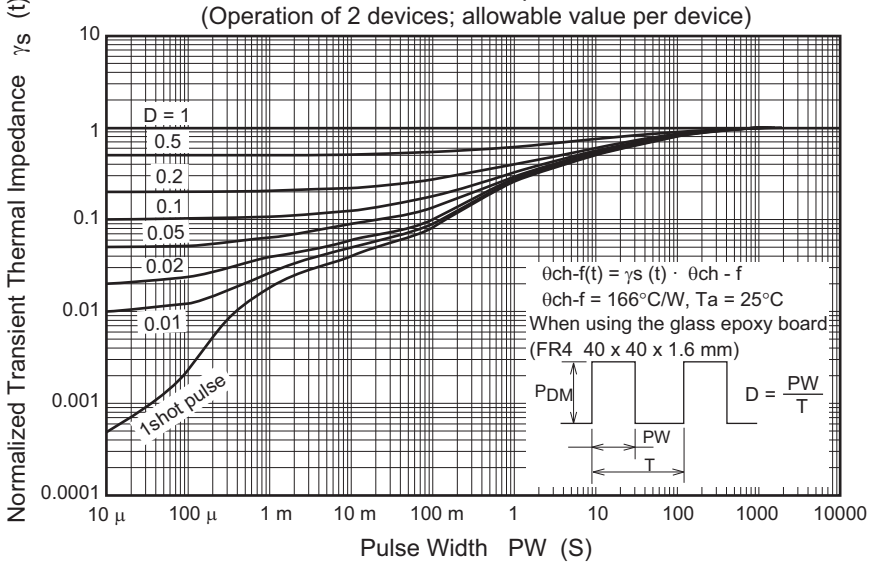

Switching Time Test Circuit

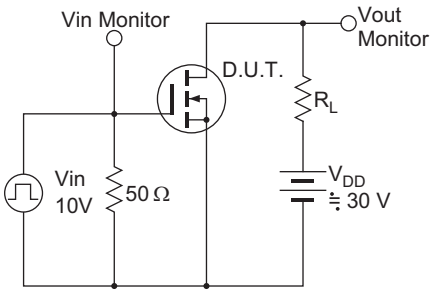

Waveform

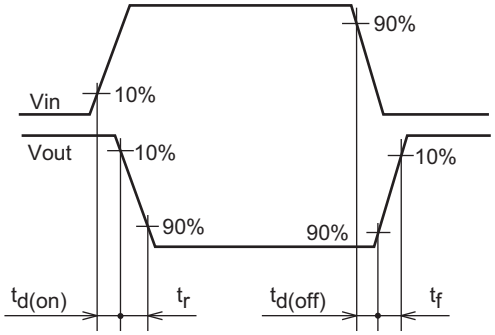

Avalanche Test Circuit

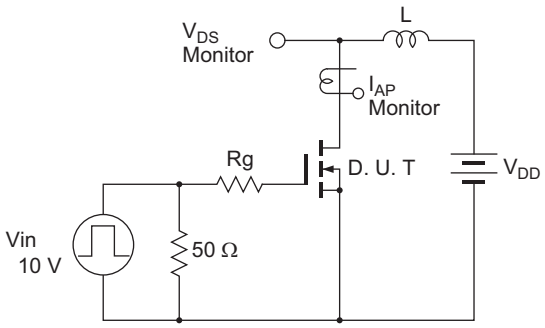

Avalanche Waveform

$$E_{AR} = \frac{1}{2} L \bullet I_{AP}^2 \bullet \frac{V_{(BR)DSS}}{V_{(BR)DSS} - V_{DD}}$$

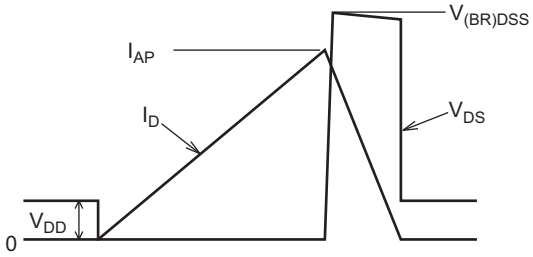

Package Dimensions

Package Name	JEITA Package Code	RENESAS Code	Previous Code	MASS[Typ.]
SOP-8	P-SOP8-3.95 x 4.9-1.27	PRSP0008DD-D	FP-8DAV	0.085g

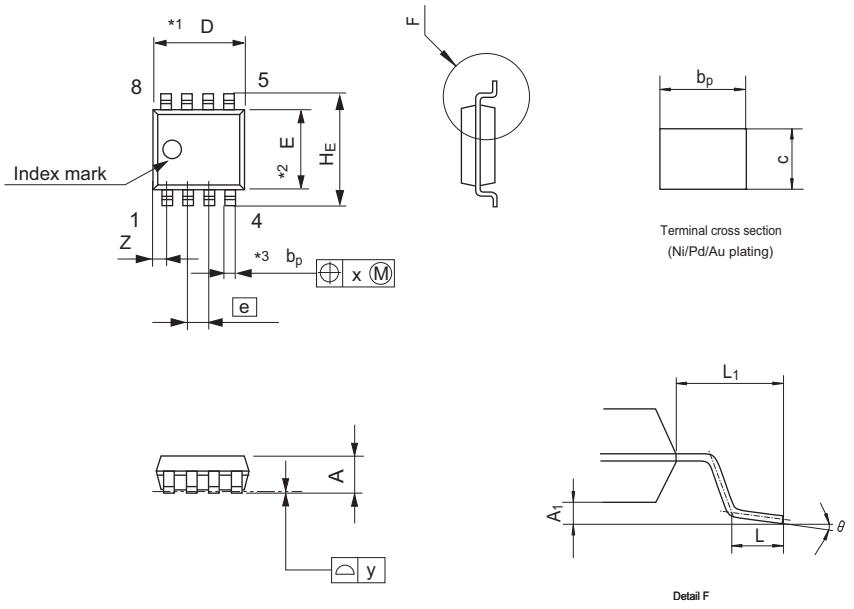

NOTE)
1. DIMENSIONS "*1(Nom)" AND "*2" DO NOT INCLUDE MOLD FLASH.
2. DIMENSION "*3" DOES NOT INCLUDE TRIM OFFSET.

Reference Symbol	Dimension in Millimeters		
	Min	Nom	Max
D	—	4.90	5.3
E	—	3.95	—
A_2	—	—	—
A_1	0.10	0.14	0.25
A	—	—	1.75
b_p	0.34	0.40	0.46
b_1	—	—	—
c	0.15	0.20	0.25
c_1	—	—	—
θ	0°	—	8°
H_E	5.80	6.10	6.20
e	—	1.27	—
x	—	—	0.25
y	—	—	0.1
Z	—	—	0.75
L	0.40	0.60	1.27
L_1	—	1.08	—

Ordering Information

Orderable Part Number	Quantity	Shipping Container
RJF0409JSP-00-J0	2500 pcs/reel	Taping

Note: The symbol of 2nd "-" is occasionally presented as "#".

Notice

1. Descriptions of circuits, software and other related information in this document are provided only to illustrate the operation of semiconductor products and application examples. You are fully responsible for the incorporation of these circuits, software, and information in the design of your equipment. Renesas Electronics assumes no responsibility for any losses incurred by you or third parties arising from the use of these circuits, software, or information.
2. Renesas Electronics has used reasonable care in preparing the information included in this document, but Renesas Electronics does not warrant that such information is error free. Renesas Electronics assumes no liability whatsoever for any damages incurred by you resulting from errors in or omissions from the information included herein.
3. Renesas Electronics does not assume any liability for infringement of patents, copyrights, or other intellectual property rights of third parties by or arising from the use of Renesas Electronics products or technical information described in this document. No license, express, implied or otherwise, is granted hereby under any patents, copyrights or other intellectual property rights of Renesas Electronics or others.
4. You should not alter, modify, copy, or otherwise misappropriate any Renesas Electronics product, whether in whole or in part. Renesas Electronics assumes no responsibility for any losses incurred by you or third parties arising from such alteration, modification, copy or otherwise misappropriation of Renesas Electronics product.
5. Renesas Electronics products are classified according to the following two quality grades: "Standard" and "High Quality". The recommended applications for each Renesas Electronics product depends on the product's quality grade, as indicated below.
   "Standard": Computers; office equipment; communications equipment; test and measurement equipment; audio and visual equipment; home electronic appliances; machine tools; personal electronic equipment; and industrial robots etc.
   "High Quality": Transportation equipment (automobiles, trains, ships, etc.); traffic control systems; anti-disaster systems; anti-crime systems; and safety equipment etc.
   Renesas Electronics products are neither intended nor authorized for use in products or systems that may pose a direct threat to human life or bodily injury (artificial life support devices or systems, surgical implantations etc.), or may cause serious property damages (nuclear reactor control systems, military equipment etc.). You must check the quality grade of each Renesas Electronics product before using it in a particular application. You may not use any Renesas Electronics product for any application for which it is not intended. Renesas Electronics shall not be in any way liable for any damages or losses incurred by you or third parties arising from the use of any Renesas Electronics product for which the product is not intended by Renesas Electronics.
6. You should use the Renesas Electronics products described in this document within the range specified by Renesas Electronics, especially with respect to the maximum rating, operating supply voltage range, movement power voltage range, heat radiation characteristics, installation and other product characteristics. Renesas Electronics shall have no liability for malfunctions or damages arising out of the use of Renesas Electronics products beyond such specified ranges.
7. Although Renesas Electronics endeavors to improve the quality and reliability of its products, semiconductor products have specific characteristics such as the occurrence of failure at a certain rate and malfunctions under certain use conditions. Further, Renesas Electronics products are not subject to radiation resistance design. Please be sure to implement safety measures to guard them against the possibility of physical injury, and injury or damage caused by fire in the event of the failure of a Renesas Electronics product, such as safety design for hardware and software including but not limited to redundancy, fire control and malfunction prevention, appropriate treatment for aging degradation or any other appropriate measures. Because the evaluation of microcomputer software alone is very difficult, please evaluate the safety of the final products or systems manufactured by you.
8. Please contact a Renesas Electronics sales office for details as to environmental matters such as the environmental compatibility of each Renesas Electronics product. Please use Renesas Electronics products in compliance with all applicable laws and regulations that regulate the inclusion or use of controlled substances, including without limitation, the EU RoHS Directive. Renesas Electronics assumes no liability for damages or losses occurring as a result of your noncompliance with applicable laws and regulations.
9. Renesas Electronics products and technology may not be used for or incorporated into any products or systems whose manufacture, use, or sale is prohibited under any applicable domestic or foreign laws or regulations. You should not use Renesas Electronics products or technology described in this document for any purpose relating to military applications or use by the military, including but not limited to the development of weapons of mass destruction. When exporting the Renesas Electronics products or technology described in this document, you should comply with the applicable export control laws and regulations and follow the procedures required by such laws and regulations.
10. It is the responsibility of the buyer or distributor of Renesas Electronics products, who distributes, disposes of, or otherwise places the product with a third party, to notify such third party in advance of the contents and conditions set forth in this document, Renesas Electronics assumes no responsibility for any losses incurred by you or third parties as a result of unauthorized use of Renesas Electronics products.
11. This document may not be reproduced or duplicated in any form, in whole or in part, without prior written consent of Renesas Electronics.
12. Please contact a Renesas Electronics sales office if you have any questions regarding the information contained in this document or Renesas Electronics products, or if you have any other inquiries.

(Note 1) "Renesas Electronics" as used in this document means Renesas Electronics Corporation and also includes its majority-owned subsidiaries.

(Note 2) "Renesas Electronics product(s)" means any product developed or manufactured by or for Renesas Electronics.

RENESAS

SALES OFFICES Renesas Electronics Corporation http://www.renesas.com

Refer to "http://www.renesas.com/" for the latest and detailed information.

Renesas Electronics America Inc.
2801 Scott Boulevard Santa Clara, CA 95050-2549, U.S.A.
Tel: +1-408-588-6000, Fax: +1-408-588-6130

Renesas Electronics Canada Limited
9251 Yonge Street, Suite 8309 Richmond Hill, Ontario Canada L4C 9T3
Tel: +1-905-237-2004

Renesas Electronics Europe Limited
Dukes Meadow, Millboard Road, Bourne End, Buckinghamshire, SL8 5FH, U.K
Tel: +44-1628-585-100, Fax: +44-1628-585-900

Renesas Electronics Europe GmbH
Arcadiastrasse 10, 40472 Düsseldorf, Germany
Tel: +49-211-6503-0, Fax: +49-211-6503-1327

Renesas Electronics (China) Co., Ltd.
Room 1709, Quantum Plaza, No.27 ZhiChunLu Haidian District, Beijing 100191, P.R.China
Tel: +86-10-8235-1155, Fax: +86-10-8235-7679

Renesas Electronics (Shanghai) Co., Ltd.
Unit 301, Tower A, Central Towers, 555 Langao Road, Putuo District, Shanghai, P. R. China 200333
Tel: +86-21-2226-0888, Fax: +86-21-2226-0999

Renesas Electronics Hong Kong Limited
Unit 1601-1611, 16/F., Tower 2, Grand Century Place, 193 Prince Edward Road West, Mongkok, Kowloon, Hong Kong
Tel: +852-2265-6688, Fax: +852 2886-9022

Renesas Electronics Taiwan Co., Ltd.
13F, No. 363, Fu Shing North Road, Taipei 10543, Taiwan
Tel: +886-2-8175-9600, Fax: +886 2-8175-9670

Renesas Electronics Singapore Pte. Ltd.
80 Bendemeer Road, Unit #06-02 Hyflux Innovation Centre, Singapore 339949
Tel: +65-6213-0200, Fax: +65-6213-0300

Renesas Electronics Malaysia Sdn.Bhd.
Unit 1207, Block B, Menara Amcorp, Amcorp Trade Centre, No. 18, Jln Persiaran Barat, 46050 Petaling Jaya, Selangor Darul Ehsan, Malaysia
Tel: +60-3-7955-9390, Fax: +60-3-7955-9510

Renesas Electronics India Pvt. Ltd.
No.777C, 100 Feet Road, HALII Stage, Indiranagar, Bangalore, India
Tel: +91-80-67208700, Fax: +91-80-67208777

Renesas Electronics Korea Co., Ltd.
12F., 234 Teheran-ro, Gangnam-Gu, Seoul, 135-080, Korea
Tel: +82-2-558-3737, Fax: +82-2-558-5141

© 2015 Renesas Electronics Corporation. All rights reserved.

Colophon 5.0