448 Series

NANO²® Fuse > Very Fast-Acting



Description

The lead-free Nano²® SMF Fuse is a very small, square surface mount fuse that is RoHS compliant, Halogen Free and 100% lead-free. This product is fully compatible with lead-free solder alloys and higher temperature profiles associated with lead-free assembly.

Features & Benefits

- RoHS compliant, Lead-free and Halogen Free
- Very fast-acting
- Small size
- Wide range of current rating available (0.062A to 15A)
- Wide operating temperature range
- UL Recognized to UL/CSA/NMX UL 248-1 and UL/CSA/NMX UL 248-14
- Conforms to DENAN's Appendix 3

Applications

- Notebook PC
- LCD/PDP TV
- LCD monitor
- LCD/PDP panel
- LCD backlight inverter
- Portable DVD player
- Power supply
- Networking
- PC server
- Cooling fan system
- Storage system
- Telecom system
- Wireless basestation
- White goods
- Game console
- Office Automation equipment
- Battery charging circuit protection
- Industrial equipment

Additional Information

Resources | Accessories | Samples

Agency Approvals

Agency	Agency File Number	Ampere Range
	E10480	0.062A - 15A
	29862	0.062A - 15A
	NBK030205-E10480A NBK030205-E10480B NBK101105-E184655	1A - 1.6A 2A - 5A 6.3A - 10A
	N/A	0.062A - 15A
	N/A	0.062A - 15A

Electrical Characteristics for Series

% of Ampere Rating	Ampere Rating	Opening Time
100%	0.062A –15	4 hours, Minimum
200%	0.062A –10	5 sec., Maximum
	12 –15	20 sec., Maximum

© 2023 Littelfuse, Inc.
Specifications are subject to change without notice.
Revised: GD. 06/30/23

448 Series

NANO²® Fuse > Very Fast-Acting

Electrical Specifications by Item

Ampere Rating (A)	Amp Code	Max Voltage Rating (V)	Interrupting Rating	Nominal Cold Resistance (Ohms)	Nominal Melting I²t (A²sec)	Agency Approvals				
						UK CA	CE			
0.062	.062	125	50A @125VAC/VDC 300A @32 VDC PSE: 100A @100VAC	5.50	0.00023	x	x	x	x	-
0.080	.080	125		4.42	0.00043	x	x	x	x	-
0.100	.100	125		2.90	0.00082	x	x	x	x	-
0.125	.125	125		2.58	0.00130	x	x	x	x	-
0.160	.160	125		1.76	0.00280	x	x	x	x	-
0.200	.200	125		1.65	0.00380	x	x	x	x	-
0.250	.250	125		0.95	0.01520	x	x	x	x	-
0.315	.315	125		0.7015	0.02650	x	x	x	x	-
0.375	.375	125		0.6155	0.02400	x	x	x	x	-
0.400	.400	125		0.4895	0.04160	x	x	x	x	-
0.500	.500	125		0.3800	0.10000	x	x	x	x	-
0.630	.630	125		0.3125	0.121	x	x	x	x	-
0.750	.750	125		0.2290	0.206	x	x	x	x	-
0.800	.800	125		0.1907	0.272	x	x	x	x	-
1.00	001.	125		0.08630	0.441	x	x	x	x	x
1.25	1.25	125		0.06619	0.900	x	x	x	x	x
1.50	01.5	125		0.06514	0.900	x	x	x	x	x
1.60	01.6	125		0.06261	1.122	x	x	x	x	x
2.00	002.	125		0.03529	0.812	x	x	x	x	x
2.50	02.5	125		0.02934	1.156	x	x	x	x	x
3.00	003.	125		0.02445	1.720	x	x	x	x	x
3.15	3.15	125		0.02300	1.810	x	x	x	x	x
3.50	03.5	125		0.02100	2.300	x	x	x	x	x
4.00	004.	125		0.01577	3.970	x	x	x	x	x
5.00	005.	125		0.01531	4.490	x	x	x	x	x
6.30	06.3	125		0.01044	12.10	x	x	x	x	x
7.00	007.	125		0.00900	13.92	x	x	x	x	x
8.00	008.	125		0.00780	18.33	x	x	x	x	x
10.00	010.	125	35A @125 VAC 50A @125 VDC 300A @32 VDC PSE: 100A @100VAC	0.00700	28.00	x	x	x	x	x
12.00	012.	85	50A @65 VAC/VDC 300A @24 VDC 200A @85 VDC	0.00533	47.59	x	x	x	x	-
15.00	015.	85		0.00394	78.4	x	x	x	x	-

Notes:
- I²t calculated at 8ms.
- Resistance is measured at 10% of rated current, 25ºC

© 2023 Littelfuse, Inc.
Specifications are subject to change without notice.
Revised: GD. 06/30/23

448 Series

NANO²® Fuse > Very Fast-Acting

Temperature Re-rating Curve

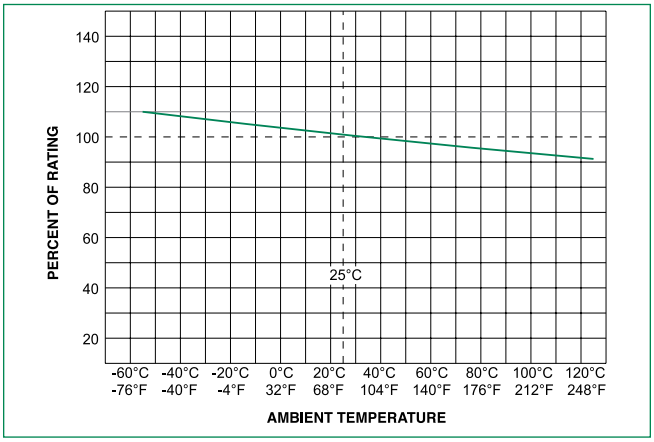

Note:

1. Rerating depicted in this curve is in addition to the standard derating of 25% for continuous operation.

Average Time Current Curves

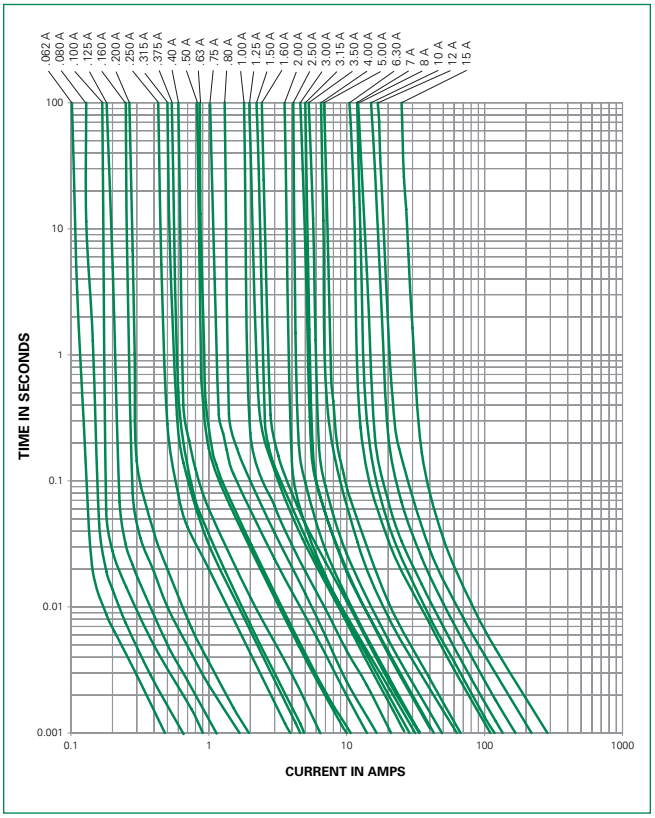

Soldering Parameters

Reflow Condition		Pb – Free assembly
Pre Heat	**- Temperature Min ($T_{s(min)}$)**	150°C
	- Temperature Max ($T_{s(max)}$)	200°C
	- Time (Min to Max) (t_s)	60 – 180 secs
Average ramp up rate (Liquidus Temp (T_L) to peak		5°C/second max.
$T_{S(max)}$ to T_L - Ramp-up Rate		5°C/second max.
Reflow	**- Temperature (T_L) (Liquidus)**	217°C
	- Temperature (t_L)	60 – 150 seconds
Peak Temperature (T_p)		$260^{+0/-5}$ °C
Time within 5°C of actual peak Temperature (t_p)		20 – 40 seconds
Ramp-down Rate		5°C/second max.
Time 25°C to peak Temperature (T_p)		8 minutes max.
Do not exceed		260°C

Wave Soldering Parameters	260°C Peak Temperature, 10 seconds max.

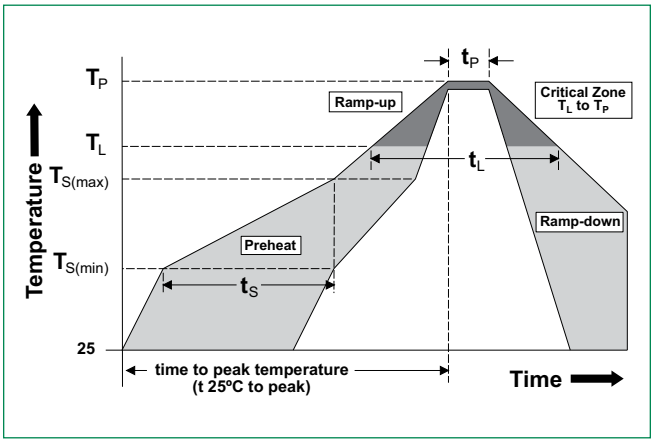

© 2023 Littelfuse, Inc.
Specifications are subject to change without notice.

Revised: GD. 06/30/23

448 Series

NANO²® Fuse > Very Fast-Acting

Product Characteristics

Materials	Body: Ceramic Terminations: Gold-plated Caps
Product Marking	Brand, Amperage Rating
Operating Temperature	-55°C to 125°C
Moisture Sensitivity Level	Level 1, J-STD-020
Solderability	MIL-STD-202, Method 208
Insulation Resistance (after Opening)	MIL-STD-202, Method 302, Test Condition A (10,000 ohms minimum)

Thermal Shock	MIL-STD-202, Method 107, Test Condition B, 5 cycles, -65°C to 125°C, 15 minutes @ each extreme
Mechanical Shock	MIL-STD-202, Method 213, Test I: Deenergized. 100G's pk amplitude, sawtooth wave 6ms duration, 3 cycles XYZ+xyz = 18 shocks
Vibration	MIL-STD-202, Method 201: 0.03" amplitude, 10-55 Hz in 1 min. 2hrs each XYZ=6hrs
Moisture Resistance	MIL-STD-202, Method 106, 10 cycles
Salt Spray	MIL-STD-202, Method 101, Test Condition B (48hrs)
Resistance to Soldering Heat	MIL-STD-202, Method 210, Test condition B (10 sec at 260°C)

Dimensions mm(inches)

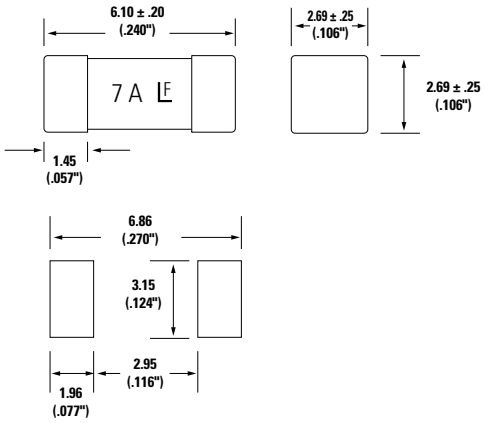

Recommended pad layout

Part Numbering System

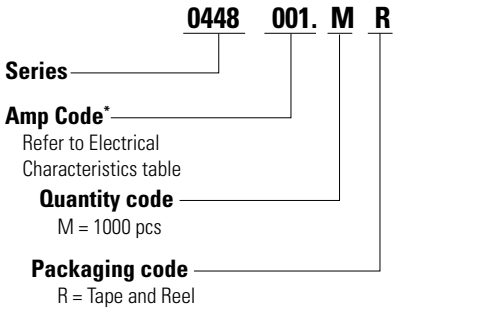

***Example:**
1.5 amp product is 0448**01.5**MR (1 amp product shown above).

Packaging

Packaging Option	Packaging Specification	Quantity	Quantity & Packaging Code
12mm Tape and Reel	EIA RS-481-1 (IEC 600286-3)	1000	MR

Disclaimer Notice - Littelfuse products are not designed for, and shall not be used for, any purpose (including, without limitation, automotive, military, aerospace, medical, life-saving, life-sustaining or nuclear facility applications, devices intended for surgical implant into the body, or any other application in which the failure or lack of desired operation of the product may result in personal injury, death, or property damage) other than those expressly set forth in applicable Littelfuse product documentation. Warranties granted by Littelfuse shall be deemed void for products used for any purpose not expressly set forth in applicable Littelfuse documentation. Littelfuse shall not be liable for any claims or damages arising out of products used in applications not expressly intended by Littelfuse as set forth in applicable Littelfuse documentation. The sale and use of Littelfuse products is subject to Littelfuse Terms and Conditions of Sale, unless otherwise agreed by Littelfuse. Information furnished is believed to be accurate and reliable. However, users should independently evaluate the suitability of and test each product selected for their own applications. Littelfuse products are not designed for, and may not be used in, all applications. Read complete Disclaimer Notice at www.littelfuse.com/disclaimer-electronics.

© 2023 Littelfuse, Inc.
Specifications are subject to change without notice.
Revised: GD. 06/30/23