www.dzyjzj.com Tel:0755-27575531 Fax:0755-27576267

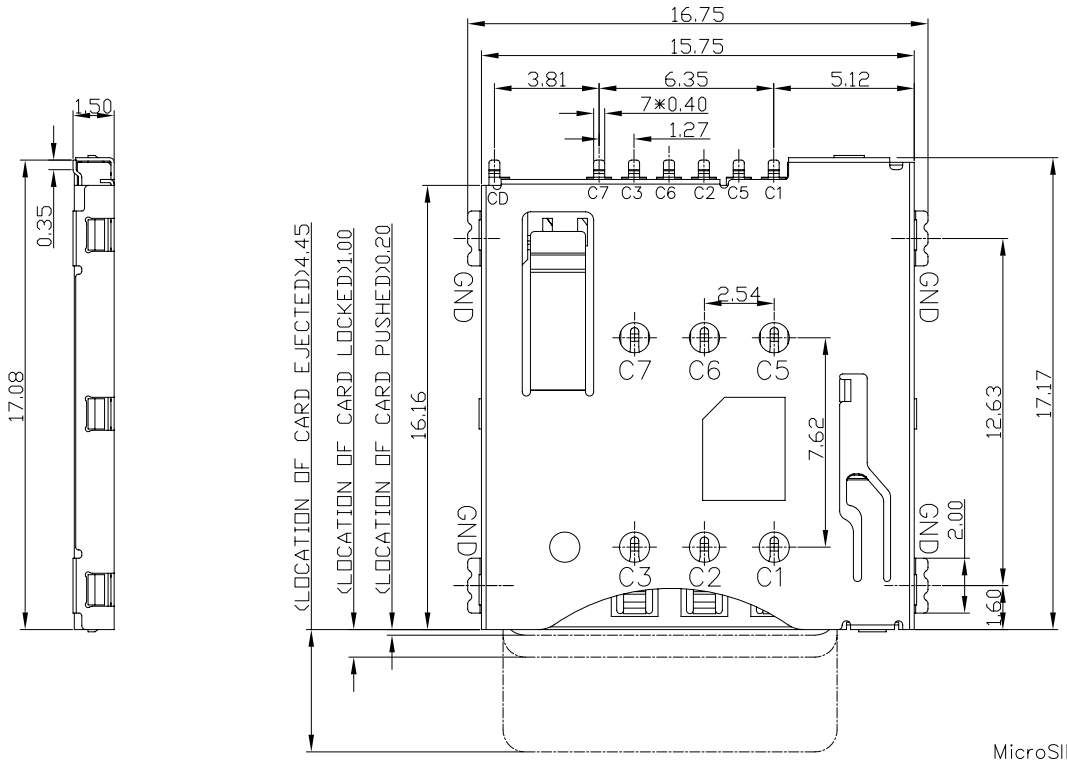

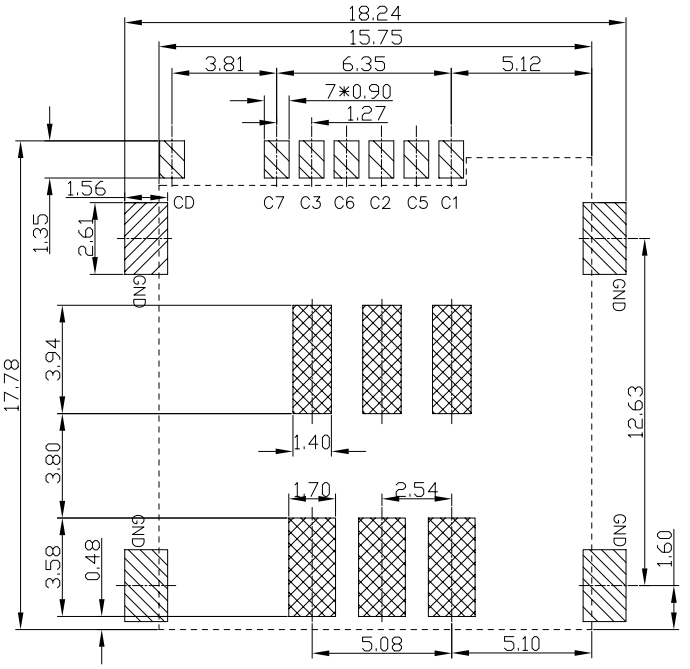

RECOMMENDED P.C.B LAYOUT
COMPONENT SIDE(TOLERANCE ±0.05)

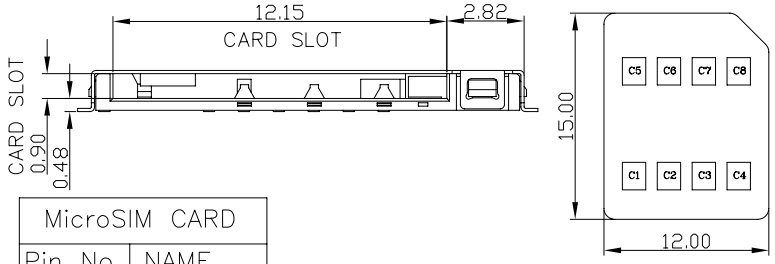

SCALE 1:2

TECHNICAL CHARACTERISTICS

1.General Characteristics
- Dimensions: 15.75LX17.17WX1.50H mm
- Weight: Approx 0.4±0.1g
- Durability: 1500 cycles min.

2.Electrical Characteristics
- Contact resistance;
- Date Contact: 150mΩ max
- CD Switch: 500mΩ max
- Insulation resistance: >1000MΩ/500V DC

3.Solderability
- Vapor phase: 215°C,30sec.Max
- IR reflow: 250°C,5sec.Max
- Manual soldering: 370°C,3sec.Max

4.Environmental Characteristics
- Operating temperature: −40°C~+85°C
- Operating humidity: 10%~+95%RH

MicroSIM CARD	
Pin No.	NAME
C1	VCC
C2	RST
C3	CLK
C4	Reserved
C5	GND
C6	VPP
C7	I/O
C8	Reserved

ELECTRIC FUNCTION	DETECT SWITCH
WITHOUT CARD	CLOSED
CARD INSERTED	OPEN

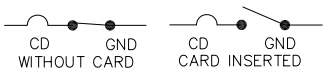

SWITCH OPERATION DIAGRAM

ITEM	PART NAME	Q'TY	MATERIAL	FINISH
1	HOUSING	1	Hi-temp Thermoplastic	Black UL94V-0
2	DATA CONTACT	6	Copper Alloy	Contact area:Gold plated
3	CD SWITCH	1	Copper Alloy	Contact area:Gold plated
4	SHELL	1	Stainless Steel	SMT area:Gold plated
5	COIL SPRING	1	SWP	
6	HEART CAM	1	Hi-temp Thermoplastic	Black UL94V-0
7	CAM PIN	1	Stainless Steel	

深圳市华宇创精密电子有限公司

TOLERANCE: X.X ±0.30, X.XX ±0.25, X.XXX ±0.15, X.' ±2', X.X' ±0.5'	DRAWED BY: 陈一鸣	DATE: 2014-02-23	PART NAME: SIM PUSH 6+1 1.5H
	CHECKED BY: 马跃	DATE: 2014-02-23	PART NO.: HYC130-SIM07-150
UNIT: mm [inch]	APPROVED BY: 邱国夷	DATE: 2014-02-23	MOLD NO.:
SCALE:1:1	SIZE: A4		DRAW NO.: HYC-SIM16081316
			SHEET NO.: 1 OF 1