www.dzyjzj.com Tel:0755-27575531 Fax:0755-27576267

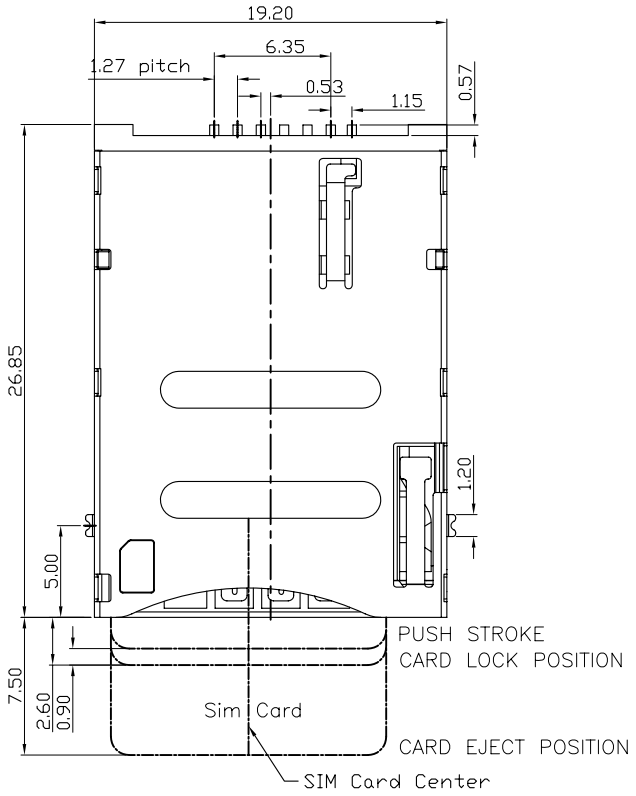

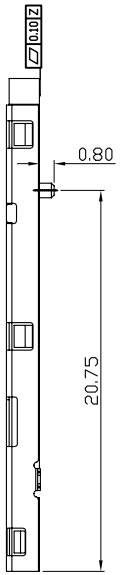

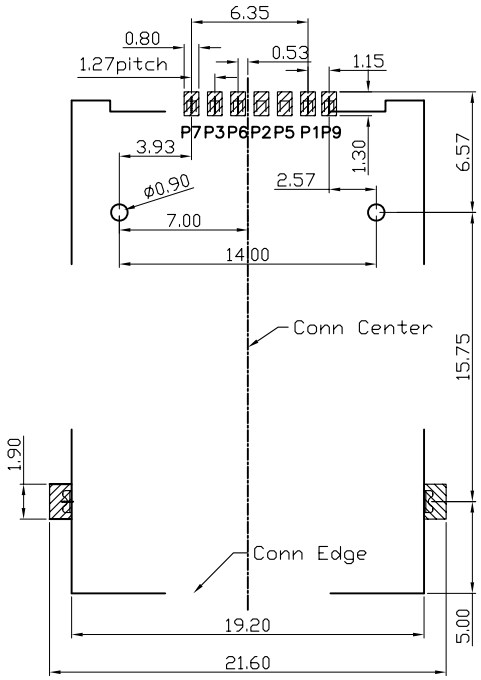

CONNECTOR TERMINAL NO	PIN NO
PIN 1	VCC:PWR SIGNAL AND GND
PIN 2	RST:RESET SIGNAL
PIN 3	CLK:CLOCKING SIGNAL
PIN 5	GND:PWR SIGNAL AND GND
PIN 6	VPP:PROGRAMMING VOLTAGE
PIN 7	I/O:SERIAL DATA INPUT/OUTPUT

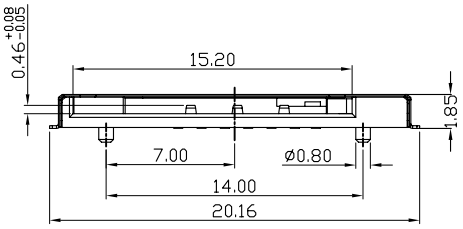

Specification:

*Electrical Characteristitics:
Current Rating;0.5A.
Withstanding Voltage:AC500V r.m.s.
Insulation Resistance:1000Megohms Minimum at DC 500V
Contact Resistance:100Miliohms Maximum.
*Mechanical Characteristics:
Mating Cyeles:5000 Insertions.

Circuit Diagram for Card Detect Switch

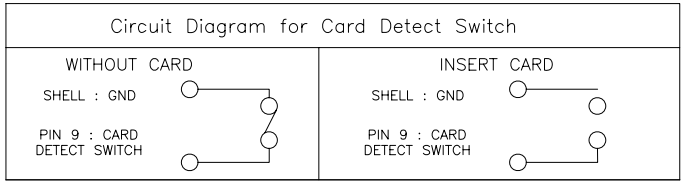

深圳市华宇创精密电子有限公司

TOLERANCE: X.X ±0.30, X.XX ±0.25, X.XXX ±0.15, X.° ±2°, X.X° ±0.5°	DRAWED BY : 陈一鸣	DATE : 2014-02-23	PART NAME: SIM PUSH 6+1 1.8H 接地片靠下
	CHECKED BY: 马跃	DATE : 2014-02-23	PART NO. HYC159-SIM07-180
UNIT: mm [inch]			MOLD NO.
	APPROVED BY: 邱国夷	DATE : 2014-02-23	DRAW NO: HYC-SIM17041709
SCALE:1:1 SIZE: A4			SHEET NO. 1 OF 1