

EXAMPLE:

PN 2080333041
208033 - SERIES NUMBER: SINGLE ROW RIGHT ANGLE SMT HEADER - STD. PERF.
3 - TYPE OF COMPONENT: V0 MATERIAL; FULLY POPULATED
04 - 4 USABLE CIRCUITS
1 - KEY A

FINAL PART: 4CKT SINGLE ROW RIGHT ANGLE V0 SMT HEADER - KEY A

CONNTAK50 SINGLE ROW RIGHT ANGLE SMT HEADERS

(6CKT SHOWN)

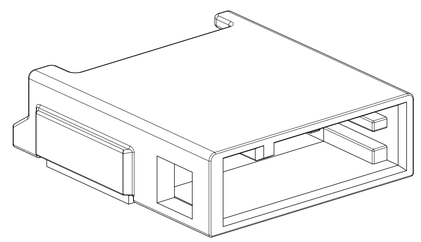

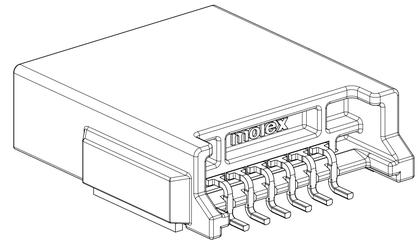

	SERIES NUMBERS (AAAAAA)	TYPE OF COMPONENT (B)	USABLE CIRCUITS (CC)	KEY (D)
MATING COMPONENT	205827 - SR TANG RECEPTACLE	2 - STD MATL; FULLY POPULATED 3 - V0 MATL; FULLY POPULATED	02 - 2 Circuits ... ... 11 - 11 Circuits	1 - KEY A 2 - KEY B 3 - KEY C 4 - KEY D
	208037 - SR CLEAN BODY RECEPTACLE			
ON DRAWING	208033 - SR RIGHT ANGLE SMT HEADER - STANDARD PERF.			
OTHER	208035 - SR VERTICAL SMT HEADER - STANDARD PERF.			

INTERFACE	INTERFACE CKT SIZE	DIM A	DIM B	DIM C	DIM D	DIM E	DIM F	KEY	COLOR	STANDARD PERF. RIGHT ANGLE V0 SMT HEADER PART NUMBER	WEIGHT (g)	TOOLING STATUS
	2	11.95	10.45	4.95	0.375	5.60	0.375	A	BLACK	2080333021	1.14	AVAILABLE
								B	NATURAL	2080333022	1.14	
								C	BLUE	2080333023	1.14	
								D	VIOLET	2080333024	1.14	
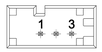	3	13.75	12.25	5.85	1.275	6.50	1.275	A	BLACK	2080333031	1.27	AVAILABLE
								B	NATURAL	2080333032	1.27	
								C	BLUE	2080333033	1.27	
								D	VIOLET	2080333034	1.27	
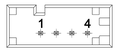	4	15.55	14.05	6.75	2.175	7.40	2.175	A	BLACK	2080333041	1.40	AVAILABLE
								B	NATURAL	2080333042	1.40	
								C	BLUE	2080333043	1.40	
								D	VIOLET	2080333044	1.40	
	5	17.35	15.85	7.65	3.075	8.30	3.075	A	BLACK	2080333051	1.53	AVAILABLE
								B	NATURAL	2080333052	1.53	
								C	BLUE	2080333053	1.53	
								D	VIOLET	2080333054	1.53	
	6	19.15	17.65	8.55	3.975	9.20	3.975	A	BLACK	2080333061	1.66	AVAILABLE
								B	NATURAL	2080333062	1.66	
								C	BLUE	2080333063	1.66	
								D	VIOLET	2080333064	1.66	
	7	20.95	19.45	9.45	4.875	10.10	4.875	A	BLACK	2080333071	-	INQUIRE FOR AVAILABILITY
								B	NATURAL	2080333072	-	
								C	BLUE	2080333073	-	
								D	VIOLET	2080333074	-	
	8	22.75	21.25	10.35	5.775	11.00	5.775	A	BLACK	2080333081	-	INQUIRE FOR AVAILABILITY
								B	NATURAL	2080333082	-	
								C	BLUE	2080333083	-	
								D	VIOLET	2080333084	-	
	9	24.55	23.05	11.25	6.675	11.90	6.675	A	BLACK	2080333091	-	INQUIRE FOR AVAILABILITY
								B	NATURAL	2080333092	-	
								C	BLUE	2080333093	-	
								D	VIOLET	2080333094	-	
	10	26.35	24.85	12.15	7.575	12.80	7.575	A	BLACK	2080333101	-	INQUIRE FOR AVAILABILITY
								B	NATURAL	2080333102	-	
								C	BLUE	2080333103	-	
								D	VIOLET	2080333104	-	
	11	28.15	26.65	13.05	8.475	13.70	8.475	A	BLACK	2080333111	-	INQUIRE FOR AVAILABILITY
								B	NATURAL	2080333112	-	
								C	BLUE	2080333113	-	
								D	VIOLET	2080333114	-	

PERFORMANCE MARK: S

NOTES:

VALID UNLESS OTHERWISE SPECIFIED

1. GENERAL:
   - 1.1 APPLICATION SPECIFICATION SEE: 2046310000-AS
   - 1.2 PRODUCT SPECIFICATION SEE: 2046310000-PS
   - 1.3 PACKAGING SPECIFICATION PER MOLEX DRAWING: 2080333021-PK
     - 1.3.1 PACKAGING IS TAPE & REEL
   - 1.4 COMPATIBLE WITH STANDARD AK INTERFACE C-114-94000-20 REV A1
   - 1.5 CONFORMS TO MOLEX AK INTERFACE 2046310001 REV A
     - 1.5.1 MOLEX AK INTERFACE IS PART OF PPAP
   - 1.6 TRACEABILITY MARKED IN AREA SHOWN. MARK IS CODED AS FOLLOWS:
     ROW 1 ("XXXXXXXXXX" OR "XXXXXXXXXX-X"):
     - "XXXXXXXXXX" IS MOLEX PART NUMBER ("-X" INDICATES ASSEMBLY LINE NUMBER IF APPLICABLE)

     ROW 2 (HHDDDYY Z)"
     - 1ST & 2ND DIGITS (HH): HOUR OF ASSEMBLY (24 HOUR CLOCK) (EXAMPLE: 15:00 --> "15", 7:00 --> "07")
     - 3RD THRU 5TH DIGITS (DDD): JULIAN DATE (EXAMPLE: FEBRUARY 3RD --> "034")
     - 6TH & 7TH DIGITS (YY): LAST 2 DIGITS OF CALENDAR YEAR (EXAMPLE: 2013 --> "13")
     - 8TH DIGIT (Z): PERFORMANCE MARKING.

2. DESIGN - MATERIALS:
   - 2.1 SHROUD (PLASTIC HOUSING): PA9T-GF30%
   - 2.2 BLADES:
     - 2.2.1 STANDARD PERFORMANCE BLADES
       BASE MATERIAL: C26000 BRASS
       UNDERPLATING (CONTACT REGION): NICKEL 1.0 - 1.8 µm
       OVERPLATING (CONTACT REGION): MATTE TIN: 1.0 - 3.0 µm

3. DESIGN - GEOMETRY:
   - 3.1 GEOMETRIC DIMENSIONS AND TOLERANCES PER ASME Y14.5M-2009

REV	DESCRIPTION
B5	ADDED WEIGHT TO BOM TABLE
B4	UPDATED: POL B COLOR FROM GREY TO NATURAL IN BOM
B3	NO CHANGE TO SALES DRAWING, CHANGED ENGINEERING AND ASSEMBLY DRAWINGS
B2	UPDATED TOLERANCE ON DIM 6 FROM 0.05 TO 0.20MM
B1	UPDATED SR CLEAN BODY SERIES NUMBER SHOWN IN TABLE, CORRECTED DIM D
B	REMOVED DATUMS D, E, & F; ADDED DATUM G; UPDATED PCB LAYOUT; REMOVED DIM 7, 8; ADDED DIMS 10, 11, 12, 13; REMOVED HIGH PERFORMANCE PART NUMBERS; UPDATED STANDARD PERFORMANCE PLATING
A3	UPDATED DIMS 7 & 8 FROM 0.20 TO 0.25MM; UPDATED DIM E; ADDED DIM 9
A2	UPDATED VARIABLE DIMENSION TABLE; ORDER OF VARIABLE DIMENSIONS HAS CHANGED; DIM G IS CREATED.
A1	LATCH WALL MODIFICATION; DATUM D & DATUM E CHANGE; TRACEABILITY MARKINGS ADDED

INSPECTION BALLOON LOG
PER DRAWING REVISION: B5
LAST BALLOON USED: 13
ADDED BALLOON NUMBERS:
REMOVED BALLOON NUMBERS:

THIS DRAWING CONTAINS INFORMATION THAT IS PROPRIETARY TO MOLEX ELECTRONIC TECHNOLOGIES, LLC AND SHOULD NOT BE USED WITHOUT WRITTEN PERMISSION

FUNCTIONAL SYMBOLS: FA = 0; FC = 0; FF = 0
DIVISIONAL SYMBOLS

DIMENSION UNITS: MM
SCALE: 5:1
GENERAL TOLERANCES (UNLESS SPECIFIED)
ANGULAR TOL ± 0.5°
4 PLACES ±
3 PLACES ±
2 PLACES ±
1 PLACE ±
0 PLACES ±
DRAFT WHERE APPLICABLE MUST REMAIN WITHIN DIMENSIONS

CURRENT REV DESC: Weight Column added to BOM Table

STATUS: Production
DRWN: Skyler Russ 2025-02-05
CHK'D: Skyler Russ 2025-02-11
APPR: Jeremy Dunaj 2025-02-11

molex

CONNTAK50 SR R/A SMT SALES DRAWING
(SINGLE ROW RIGHT ANGLE SMT HEADER)

PRODUCT CUSTOMER DRAWING

DOCUMENT NUMBER	DOC TYPE	DOC PART	REVISION
2080330003	PSD	000	B5

THIRD ANGLE PROJECTION | DRAWING: D-SIZE | SERIES: 208033 | MATERIAL NUMBER: SEE TABLE | CUSTOMER: GENERAL MARKET | SHEET NUMBER: 1 OF 2

6CKT KEY A (2080333061) SHOWN EXCEPT WHERE NOTED

1.5 REFER TO 2046310001 FOR INTERFACE DIMENSIONS

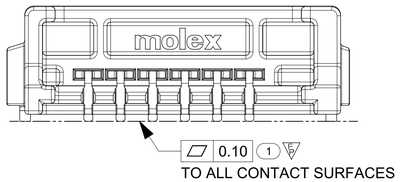

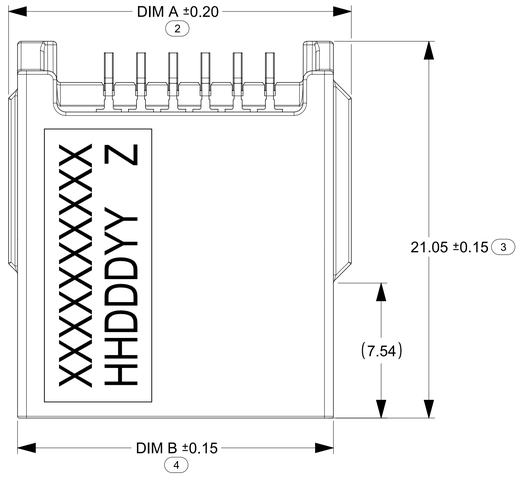

POSSIBLE PCB LAYOUT

LAND PATTERN SHOWN AT MMC

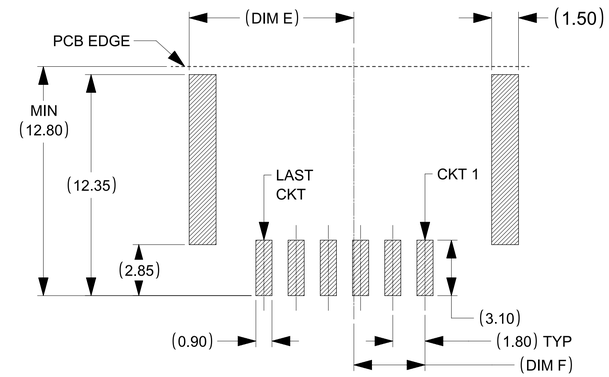

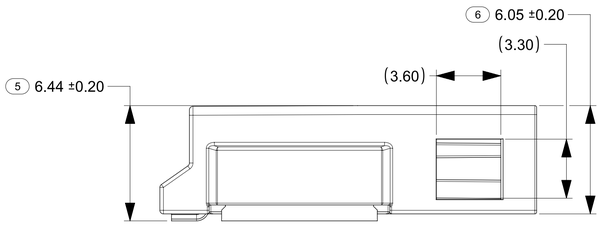

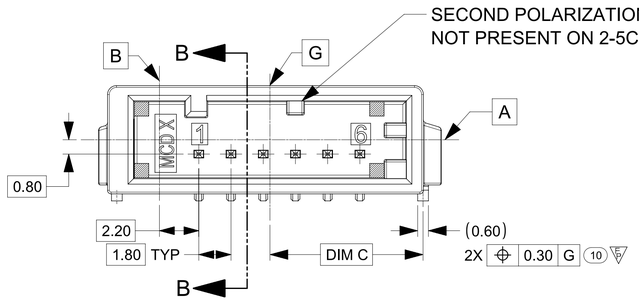

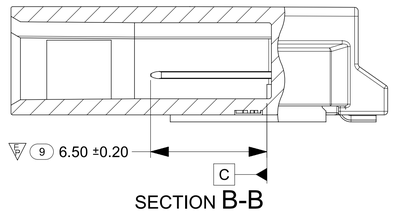

2CKT SHOWN
FOR REFERENCE

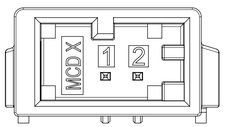

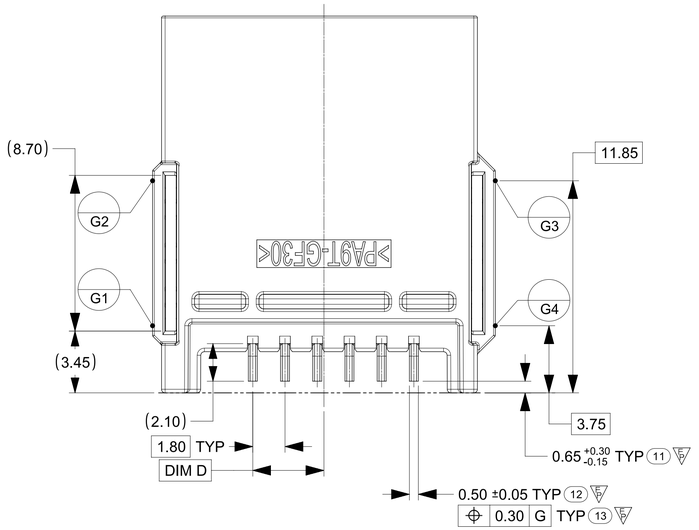

KEYING OPTIONS

KEY A (BLACK)	KEY B (GREY)	KEY C (BLUE)	KEY D (VIOLET)
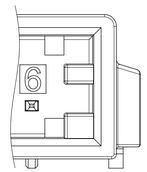	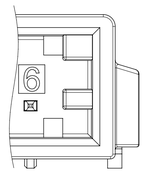	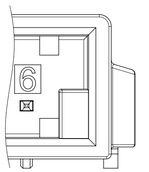	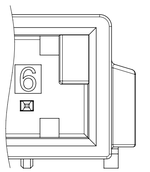
SCALE 8:1	SCALE 8:1	SCALE 8:1	SCALE 8:1

FUNCTIONAL SYMBOLS: FA = 0; FC = 0; FP = 6

DIVISIONAL SYMBOLS

THIS DRAWING CONTAINS INFORMATION THAT IS PROPRIETARY TO MOLEX ELECTRONIC TECHNOLOGIES, LLC AND SHOULD NOT BE USED WITHOUT WRITTEN PERMISSION

DIMENSION UNITS	SCALE
MM	6:1

GENERAL TOLERANCES (UNLESS SPECIFIED)

ANGULAR TOL	± 0.5°
4 PLACES	±
3 PLACES	±
2 PLACES	±
1 PLACE	±
0 PLACES	±

DRAFT WHERE APPLICABLE MUST REMAIN WITHIN DIMENSIONS

CURRENT REV DESC: Weight Column added to BOM Table

STATUS: Production

DRWN:	Skyler Russ	2025-02-05
CHK'D:	Skyler Russ	2025-02-11
APPR:	Jeremy Dunaj	2025-02-11

THIRD ANGLE PROJECTION

DRAWING	SERIES
D-SIZE	208033

molex

CONNTAK50 SR R/A SMT SALES DRAWING
(SINGLE ROW RIGHT ANGLE SMT HEADER)

PRODUCT CUSTOMER DRAWING

DOCUMENT NUMBER	DOC TYPE	DOC PART	REVISION
2080330003	PSD	000	B5

MATERIAL NUMBER	CUSTOMER	SHEET NUMBER
SEE TABLE	GENERAL MARKET	2 OF 2