SERIES 301, 310, 350, 399 • .100" GRID (.018" DIA.) PINS, STRAIGHT AND RIGHT ANGLE • SINGLE ROW STRIPS

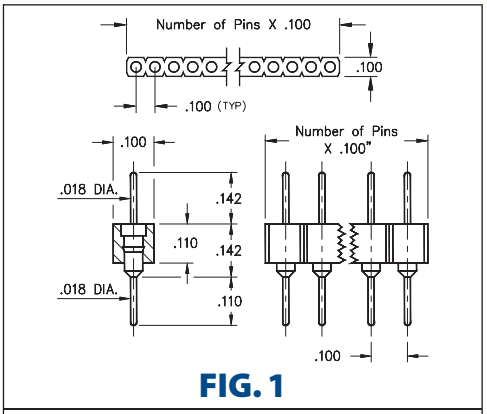

FIG. 1

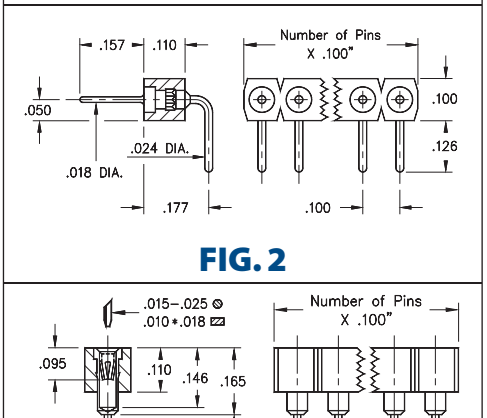

FIG. 2

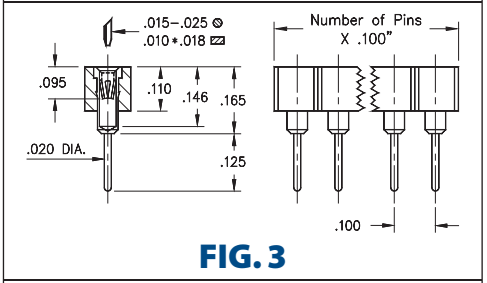

FIG. 3

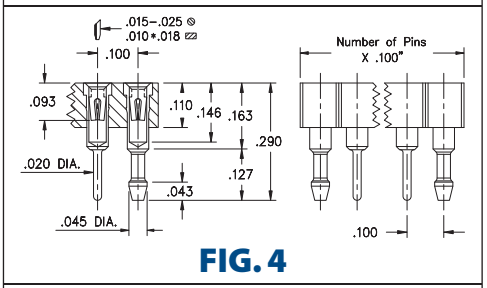

FIG. 4

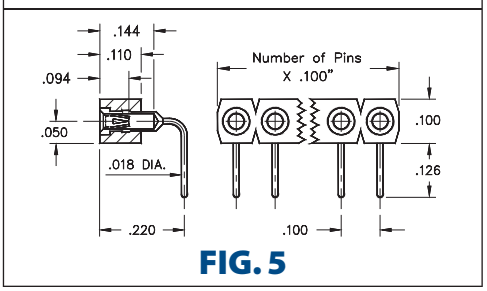

FIG. 5

- Series 3XX are available with straight and right angle solder tails
- Series 350 & 399...009 use MM #3404 and #5011 pins. See pages 212 & 214 for details
- Series 301, 310 & 399...003 use MM #0156, #1001 & #1103 receptacles. See pages 165 and 166 for details
- Receptacles use Hi-Rel, 4-finger #30 BeCu contact rated at 3 amps. See page 253 for details
- Insulators are high temperature thermoplastic, suitable for all soldering operations



ORDERING INFORMATION

FIG. 1 — **Series 350...006** — **Straight Pin Header**

350-XX-1__-00-006000

Specify number of pins 01-64

FIG. 2 — **Series 399...009** — **Right Angle Pin Header**

399-XX-1__-10-009000

Specify number of pins 02-64

RoHS-2 2011/65/EU

XX=Plating Code See Below

For Electrical, Mechanical & Enviromental Data, See page 264

SPECIFY PLATING CODE XX=	10 ◆	90	40 ◆	
Pin Plating	10 µ" Au	200 µ" Sn/Pb	200 µ" Sn	

FIG. 3 — **Series 310...001** — **Solder Tail Socket**

310-XX-1__-41-001000

Specify number of pins 01-64

FIG. 4 — **Series 301...056** — **Socket with Retention Pins**

301-43-1__-41-560000

Specify number of pins 03-64

FIG. 5 — **Series 399...003** — **Right Angle Socket**

399-XX-1__-10-003000

Specify number of pins 02-64

RoHS-2 2011/65/EU

XX=Plating Code See Below

For Electrical, Mechanical & Enviromental Data, See page 264

SPECIFY PLATING CODE XX=	11 ◆	13 ◆	91	93	99	41 ◆	43 ◆	44 ◆	47 ◆
Sleeve (Pin)	10 µ" Au	10 µ" Au	200 µ"Sn/Pb	200 µ"Sn/Pb	200 µ"Sn/Pb	200 µ" Sn	200 µ" Sn	200 µ" Sn	200 µ" Sn
Contact (Clip)	10 µ" Au	30 µ" Au	10 µ" Au	30 µ" Au	100 µ"Sn/Pb	10 µ" Au	30 µ" Au	100 µ" Sn	Au Flash

★ 41, 91 & 99 Platings Non-Standard

MILL-MAX Mill-Max Mfg. Corp. • 190 Pine Hollow Road, P.O. Box 300, Oyster Bay, NY 11771 • 516-922-6000 • Fax: 516-922-9253 • www.mill-max.com