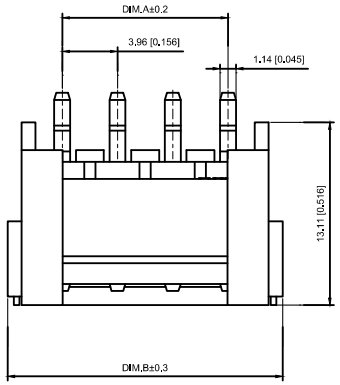

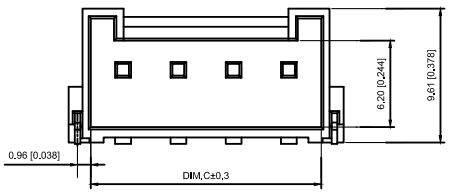

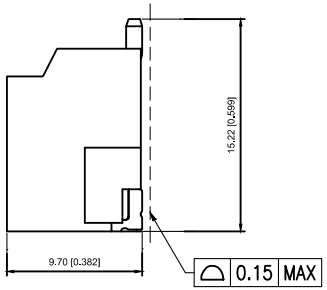

■ Specifications：

- Voltage rating: 250V AC / DC
- Current rating: 7A AC / DC
- Withstanding voltage: 1500V AC/minute
- Temperature range: -25°C~+85°C
- Insulation resistance: ≥1000MΩ
- Contact resistance: ≤10mΩ
- After environmental testing：≤20mΩ

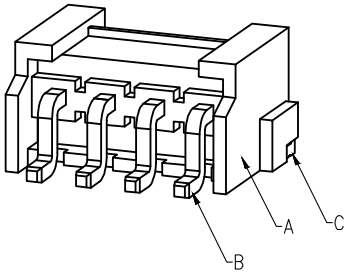

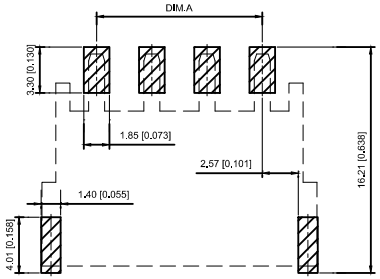

Mating PCB detail

X9396 W R S-02- 9T SN
① ②③④ ⑤ ⑥ ⑦

① Series No.
② Category：W-WAFER
③ Wedding Board Angle ：R-Stright 90°
④ Welding Way:S-SMT
⑤ Row No.Pin No.XX-Single row
⑥ Material:9T-PA9T 94V-0
⑦ Planting Category:SN-Bright tin plating

Poles	Dimensions(mm)			Poles	Dimensions(mm)		
	A	B	C		A	B	C
02	3.96	11.88	8.60	093	1.68	39.60	36.32
03	7.92	15.84	12.56	103	5.64	43.56	40.28
04	11.88	19.80	16.52	11	39.60	47.52	44.24
05	15.84	23.76	20.48	12	43.56	51.48	48.20
06	19.80	27.72	24.44	13	47.52	55.44	52.16
07	23.76	31.68	28.40	14	51.48	59.40	56.12
08	27.72	35.64	32.36	15	55.44	63.36	60.08

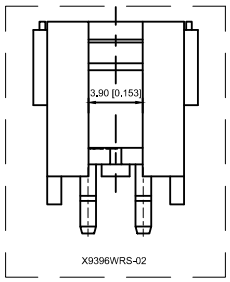

X9396WRS-02

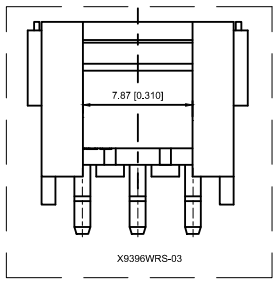

X9396WRS-03

X9396WRS-02-9TSN	Nylon 66 UL 94V-0	Brass	Tin-Plated	X9396H
PART N0	Material	Material(Pin)	Finish(Pin)	Suitable X K B Housing

MARK	DESCRIPTION	DATE	REVISED	APPROVED
ΔX				
ΔX				
ΔX				

REVISIONS

ANGLAR	±5°
L≤4	±0.2
4<L≤16	±0.3
16<L≤63	±0.4
L>63	±0.5

UNSPECIFIED TOLERANCES

www.xk-dg.cn www.helloxkb.com www.helloxkb.cn

DSND		DATE		SCALE: N/A
DWN		DATE		VIEW:
CHKD		DATE		UNIT: mm/in
APPD		DATE		SIZE: A4

XKB INDUSTRIAL PRECISION CO.,LIMITED

MODEL TYPE: 3.96mm Crimp Style Connectors
PART NO.: X9396WRS-02-9TSN
DWG NO.: X-X9396WRS-02-9TSN

WEIGHT	SHEET	REVISION
1.0g	1/1	A0