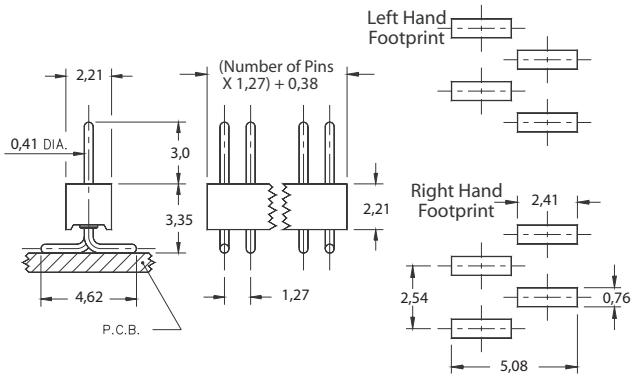

Fig. 1

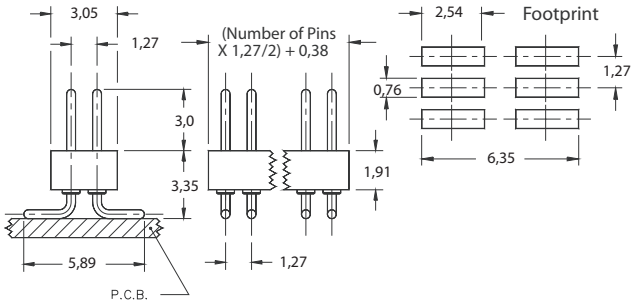

Fig. 2

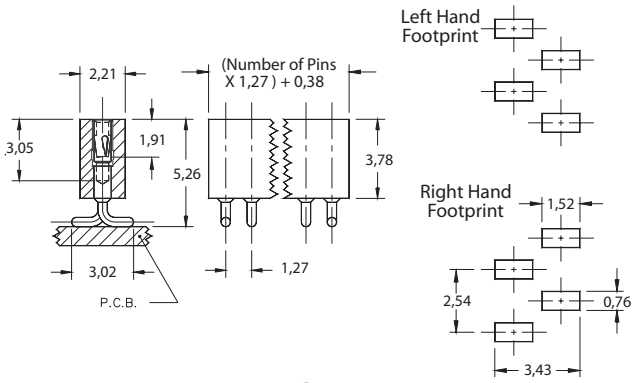

Fig. 3

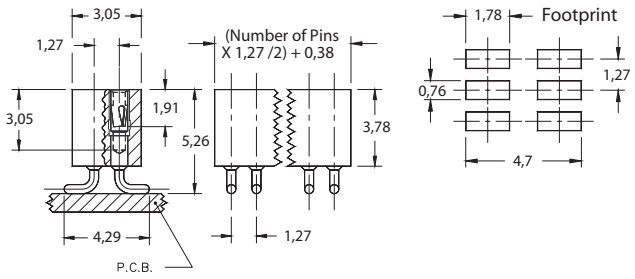

Fig. 4

- Series 850 and 851 interconnects are available in single and double row form.
- Single row interconnects having an even number of pins are now available with a left or right hand footprint.
- Headers (850 & 852) use MM# 4006 pins. (See page 166 for details)
- Sockets (851 & 853) use MM# 4890-0 receptacles and accept pin diameters from 0,38-0,53 (See page 129 for details)
- Insulators are high temp. thermoplastic.



RoHS 2002/95/EC

Ordering Information

Fig. 1L	**Single Row Header, Left Hand Footprint Odd or Even # of pins**
	850-XX-0_ _-30-001000
	Specify # of pins → 01-50
Fig. 1R	**Single Row Header, Right Hand Footprint Even # of pins**
	850-XX-0_ _-30-002000
	Specify even # of pins → 02-50
Fig. 2	**Double Row Header, Even # of pins**
	852-XX-_ _ _-30-001000
	Specify even # of pins → 002-100

SPECIFY PLATING CODE XX=	10◇	90	40◇
Pin Plating	0,25µm Au	5,08µm Sn/Pb	5,08µm Sn

Fig. 3L	**Single Row Socket, Left Hand Footprint Odd or Even # of pins**
	851-XX-0_ _-30-001000
	Specify # of pins → 01-50
Fig. 3R	**Single Row Socket, Right Hand Footprint Even # of pins**
	851-XX-0_ _-30-002000
	Specify even # of pins → 02-50
Fig. 4	**Double Row Socket, Even # of pins**
	853-XX-_ _ _-30-001000
	Specify even # of pins → 002-100

SPECIFY PLATING CODE XX=	13◇	93	99	43◇	44◇
Sleeve (Pin)	0,25µm Au	5,08µm Sn/Pb	5,08µm Sn/Pb	5,08µm Sn	5,08µm Sn
Contact (Clip)	0,76µm Au	0,76µm Au	5,08µm Sn/Pb	0,76µm Au	5,08µm Sn